

# HVP TYPE

## Power Type High Voltage Resistors



The HVP type resistors are widely used in electron microscopes, X-ray apparatuses, electric precipitators, and many other high voltage equipments.

### FEATURES

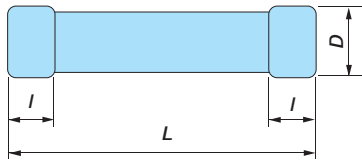
- Usable at 100 % of rated power.
- Small temperature coefficient.
- A wide range of resistance values.
- Maintains excellent performance against the adverse effect of insulating oil.

### CHARACTERISTICS

Item	Characteristics	Test method
Operating temperature range	-25 °C ~ +125 °C	
Temperature coefficient	-300 ppm/°C ~ +600 ppm/°C	The test data is based on a temperature difference of 50 °C (reference temperature, 25 °C ; measurement temperature, 75 °C).
Short-time overload	±2.5 %	Rated voltage × 2.5, 5 s
Load life	±5 %	Rated voltage 1000 h

### PRODUCTION DATA

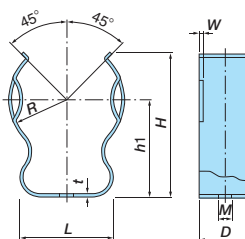
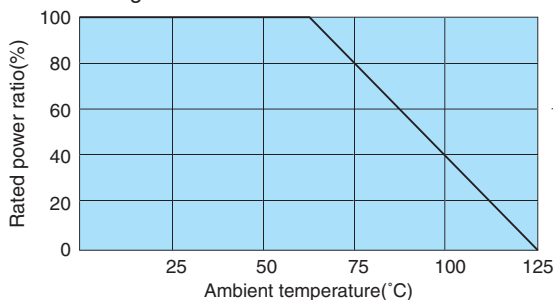
● Shape



Model	Range of resistance values		Rated power (W)	Max. working voltage DC(kV)	Dimensions (mm)			Center tap	Resistance tolerance (%)	Holder Type
	Min. (MΩ)	Max. (MΩ)			L	D	I			
SR30HVP	0.05	2000	5	30	100 ± 2	19 ± 0.5	10	M3	±1 (F) ±2 (G) ±5 (J) ±10(K)	H2
SR60HVP	0.05	5000	10	60	200 ± 2	23 ± 0.5	15	M4		H3
SR90HVP	0.05	5000	25	90	280 ± 2	30 ± 0.5	20	M8		H4
SR120HVP	0.05	5000	50	120	370 ± 2	46 ± 0.5	20			H5
SR150HVP	0.05	5000	100	150	470 ± 2	46 ± 0.5	25			H6
SR200HVP	0.1	5000	150	200	600 ± 3	46 ± 0.5	25			
SR250HVP	0.1	5000	200	250	800 ± 3	54 ± 0.5	32			
SR300HVP	0.1	5000	250	300	1000 ± 5	54 ± 0.5	32			

NOTICE:※Consult your local dealer for the availability of resistors with resistance values which are outside the range given above and with tolerances other than above.

● Load derating curve



Holder Type	Dimensions (mm)							
	R	D	L	H	h <sub>1</sub>	M	t	W
H2	9	10	16	25	15	4.2	0.8	1.5 ± 0.5
H3	11	15	18	32	21	4.2	1.0	1.5 ± 0.5
H4	14.5	18	24	39	26	6.5	1.0	1.5 ± 1
H5	22.5	20	36	60	38	6.5	1.5	2 ± 1
H6	26.5	25	45	70	47	6.5	1.5	2 ± 1