

CE-PH Series

125°C Low ESR

High Ripple Current,
High Capacitance



UP GRADE

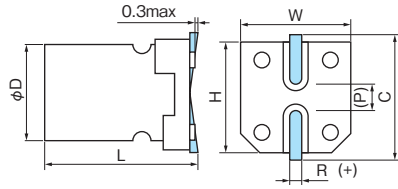
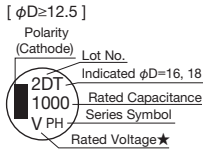
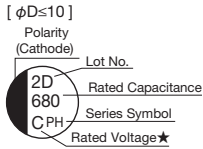
- 125°C 2,000 to 5,000hours
- Solvent proof (within 2 minutes)
- AEC-Q200

Specifications

Items	Condition	Specifications				
Rated voltage (V)	—	16	25	35	50	63
Surge voltage (V)	Room temperature	20	32	44	63	79
Category temperature range (°C)	—	-40 to +125				
Capacitance tolerance (%)	120Hz/20°C	M : ±20				
Dissipation Factor (tan δ)	tanδ (max.) 120Hz/20°C	0.20	0.16	0.14	0.14	0.14
		Exceeding 1,000μF, +0.02 every 1,000μF				
Leakage current (LC)	μA/after 2minutes (max.), 20°C	0.01CV				
Impedance ratio at low temperature	Based on the value at 120Hz, +20°C	-25°C Z/Z _{20°C}	2	2	2	2
		-40°C Z/Z _{20°C}	4	3	3	3
Endurance	125°C rated voltage applied (With the rated ripple current)	Test	φ6.3 to φ10 : 2,000hours, φ12.5 : 3,000hours, φ16, φ18 : 5,000hours			
		ΔC/C	Within ±30% of the initial value			
		tanδ	Less than 300% of the specified value			
		LC	Less than the specified value			

Marking, Dimensions

(Unit : mm)



(P)reference size

D ^{±0.5}	L ^{±0.3}	W ^{±0.2}	H ^{±0.2}	C ^{±0.2}	R	P
6.3	6.0	6.6	6.6	7.3	0.5 to 0.8	2.2
6.3	7.7	6.6	6.6	7.3	0.5 to 0.8	2.2
8	10.5	8.3	8.3	9.0	0.7 to 1.0	3.2
10	10.5	10.3	10.3	11.0	1.0 to 1.4	4.6
12.5	13.5 ^{±0.5}	12.8	12.8	13.5	1.0 to 1.4	4.6
16	16.5 ^{±0.5}	16.3	16.3	17.3	1.7 to 2.1	7.0
16	21.5 ^{±1.0}	16.3	16.3	17.3	1.7 to 2.1	7.0
18	16.5 ^{±1.0}	19.0	19.0	20.0	1.7 to 2.1	7.0
18	21.5 ^{±1.0}	19.0	19.0	20.0	1.7 to 2.1	7.0

★(16V:C, 25V:E, 35V:V, 50V:H, 63V:J)

Aluminum Electrolytic Capacitors Surface Mount Type

- CE-LD
- CE-FSS
- CE-FS(High Voltage)
- CE-FS
- CE-AX
- CE-ZX
- CE-ZC
- CE-LX
- CE-GA
- CE-LS
- CE-LH
- CE-LH(High Voltage)
- CE-LL
- CE-LF
- CE-PC
- CE-PH**
- CE-PS
- CE-PF
- CE-TH
- CE-JX
- CE-FN

■ Size, ESR, Rated Ripple Current

μF \ V	16				25				35			
22									6.3x6.0	1.6	—	110
33									6.3x6.0 ★	1.6	—	110
					6.3x6.0	1.6	—	110	6.3x7.7	0.45	5.0	200
47	6.3x6.0	1.6	—	110					6.3x7.7	0.45	5.0	200
100	6.3x7.7	0.45	5.0	200	6.3x7.7	0.45	5.0	200	8x10.5	0.18	3.0	300
160									8x10.5	0.18	3.0	300
220					8x10.5	0.18	3.0	300	10x10.5	0.11	2.0	500
270					8x10.5	0.18	3.0	300				
300									10x10.5	0.11	2.0	500
330	8x10.5	0.18	3.0	300	10x10.5	0.11	2.0	500	12.5x13.5	0.08	1.0	1200
390	8x10.5	0.18	3.0	300								
470	10x10.5	0.11	2.0	500	10x10.5	0.11	2.0	500	12.5x13.5	0.08	1.0	1200
620									12.5x13.5	0.08	1.0	1200
680	10x10.5	0.11	2.0	500	12.5x13.5	0.08	1.0	1200	16x16.5	0.05	0.5	1800
910					12.5x13.5	0.08	1.0	1200				
1000	12.5x13.5	0.08	1.0	1200	16x16.5	0.05	0.5	1800	16x16.5	0.05	0.5	1800
1500	12.5x13.5	0.08	1.0	1200	16x16.5	0.05	0.5	1800	18x16.5	0.045	0.45	2000
1600									16x21.5	0.045	0.45	2000
2200	16x16.5	0.05	0.5	1800	18x16.5	0.045	0.45	2000	18x21.5	0.04	0.4	2200
2700					16x21.5	0.045	0.45	2000				
3300	18x16.5	0.045	0.45	2000	18x21.5	0.04	0.4	2200				
3900	18x21.5	0.04	0.4	2200								

μF \ V	50				63			
10	6.3x6.0	2.0	—	70	6.3x7.7	2.0	20	60
22					8x10.5	0.70	7.0	140
33					8x10.5	0.70	7.0	140
47	8x10.5	0.45	5.0	250	8x10.5	0.70	7.0	140
100	10x10.5	0.30	3.0	350	10x10.5 ★	0.30	3.0	260
					12.5x13.5	0.18	2.0	700
150					12.5x13.5	0.18	2.0	700
220	12.5x13.5	0.15	1.5	700	12.5x13.5	0.18	2.0	700
330					16x16.5	0.13	1.3	1000
470	16x16.5	0.09	0.9	1000	16x16.5	0.13	1.3	1000
560					16x21.5	0.085	0.85	1200
680	18x16.5	0.07	0.7	1200				
820	16x21.5	0.05	0.5	1200				
1000	18x21.5	0.05	0.5	1650				

Please refer to page 14 for ripple current frequency coefficients.

★ PHS

Case size: $\phi D \times L$ (mm)
 $\phi 16, \phi 18$: CE-PHT

ESR (Ω)
max. at 100kHz, 20°C

ESR (Ω)
max. at 100kHz, -40°C

Rated ripple current
mA_{rms} (100kHz, 125°C)

■ Part number

