

LIGHT ENGINE COB 60W RB 24x19mm


Issue Date	May 2018
Issued by	V. Malassise

Applications

- Green Houses
- Grow Rooms
- General lawn
- Sports field maintenance
- DLI supplementation

Characteristics

- Max. Input: 1,050mA
- L70 > 50.000 hours
- 05 years warranty
- Cooling requested
- Precised customized light formula
- IP66 (with optics + heatsink)

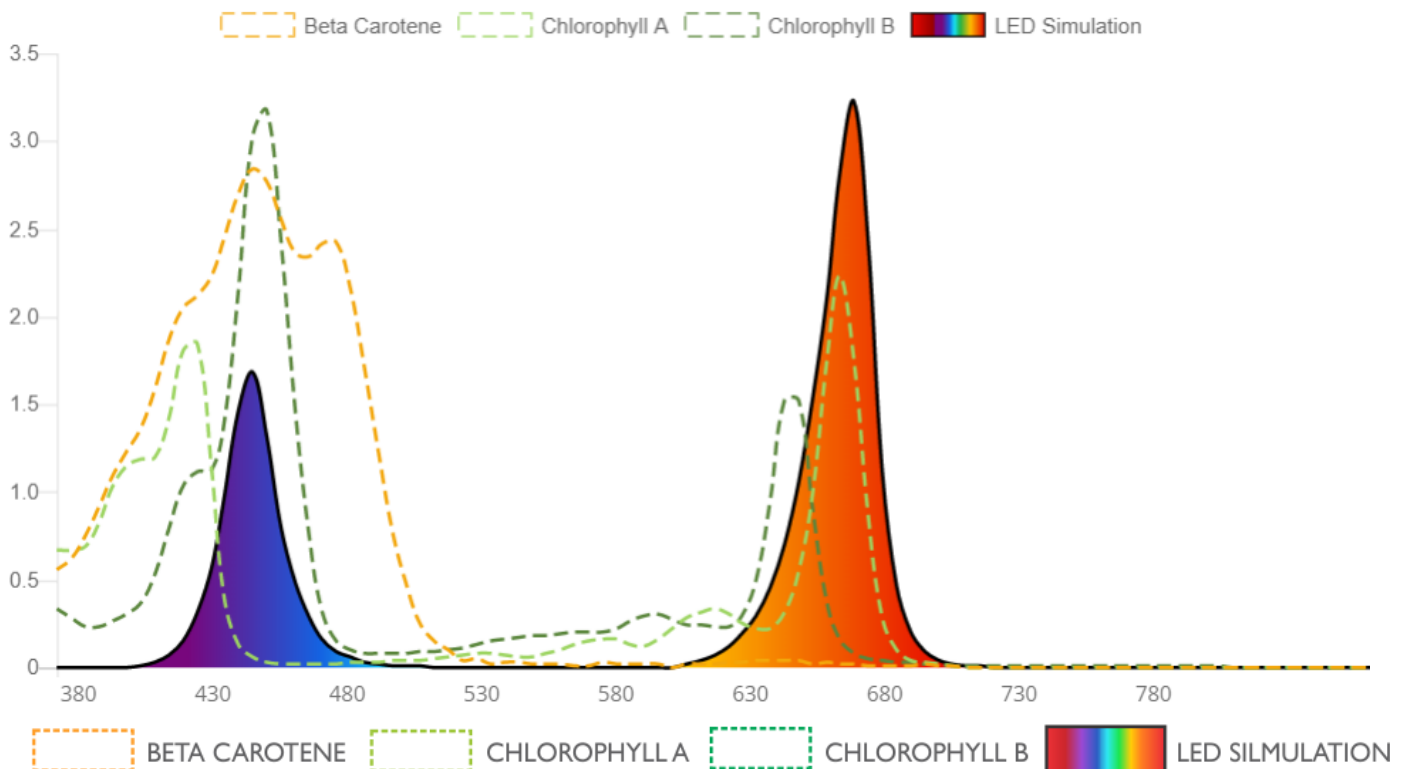


TECHNICAL INFORMATION

PRODUCT	PART NUMBER	# LEDs	WAVELENGTH	Photon Flux*	If Nom. (mA)	TC	Power (W)	Efficacy (PPF/W)
						(°C)		
Light Engine COB 60W RB 24x19mm	80184300100	36	440+660nm	128.4 μmols/s	1,400	85	61	2.1

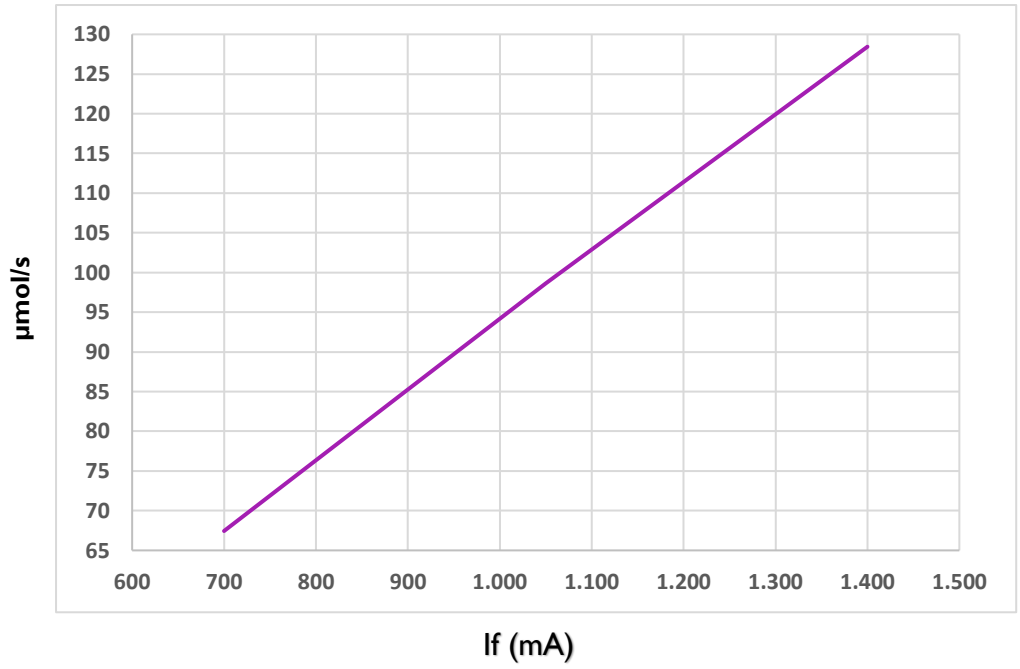
*Photon Flux between 400-800nm

SPECTRAL DISTRIBUTION

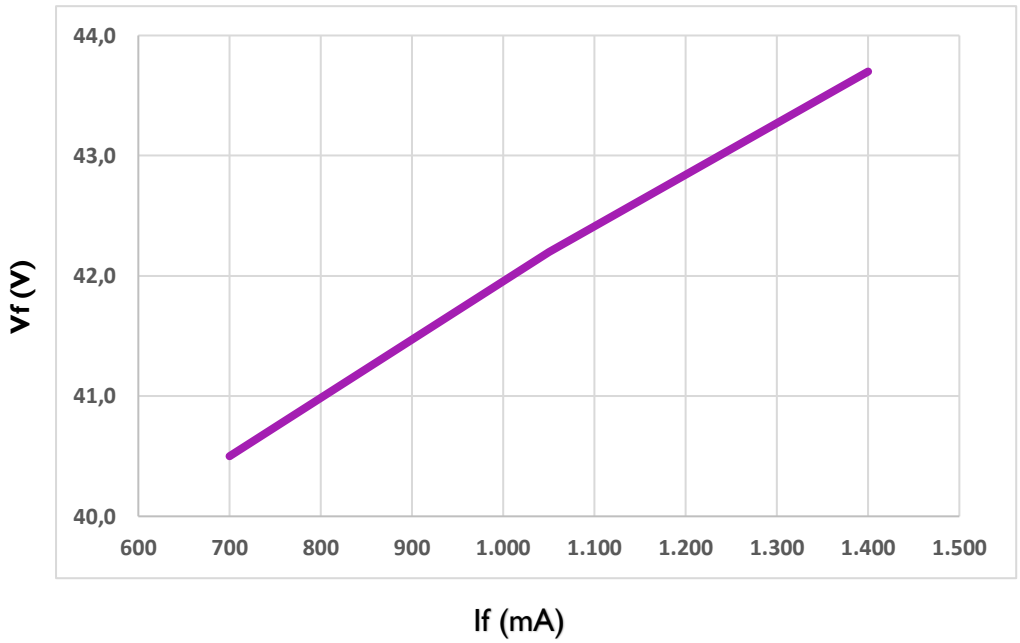


GRAPH

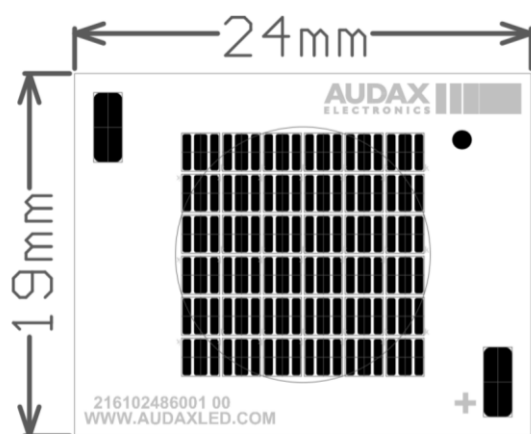
Input Current (mA) x Phosynthetic Photon Flux ($\mu\text{mol/s}$)



Input Current (mA) x Forward Voltage (V)



MECHANICAL DRAWING



COMPATIBLE COMPONENTS

OPTICS:

LEDiL's Angelette Family

HOLDER:

IDEAL 50-2103NC + 50-2100AN

BENDER + WIRTH 438 Typ LI

HEATSINK:

MECHATRONIX ModuLED Micro 8650



APPLICATION

Green Houses



Grow Rooms

