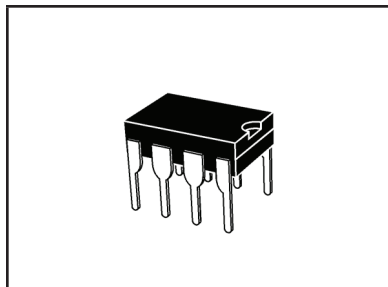


HIGH POWERED MULTI-LINE TVS ARRAY



8 PIN DIP PACKAGE

DESCRIPTION

The DA8 Series are high powered multi-line TVS arrays available in a 8 pin DIP package. This series is designed to protect monitoring and industrial equipment from the damaging effects of ESD, EFT and secondary transient threats.

The DA8 Series has a peak pulse power rating of 800 Watts for an 8/20 μ s waveshape. This devices meets the IEC 61000-4-2, IEC 61000-4-4 and IEC 61000-4-5 requirements.

FEATURES

- Compatible with IEC 61000-4-2 (ESD): Air - 15kV, Contact - 8kV
- Compatible with IEC 61000-4-4 (EFT): 40A - 5/50ns
- Compatible with IEC 61000-4-5 (Surge): 24A, 8/20 μ s - Level 2(Line-Gnd) & Level 3(Line-Line)
- 800 Watts Peak Pulse Power per Line ($t_p = 8/20\mu$ s)
- Unidirectional & Bidirectional Configurations
- ESD Protection > 25 kilovolts
- Available in Multiple Voltages
- Protects 4 to 6 Lines
- RoHS Compliant
- REACH Compliant

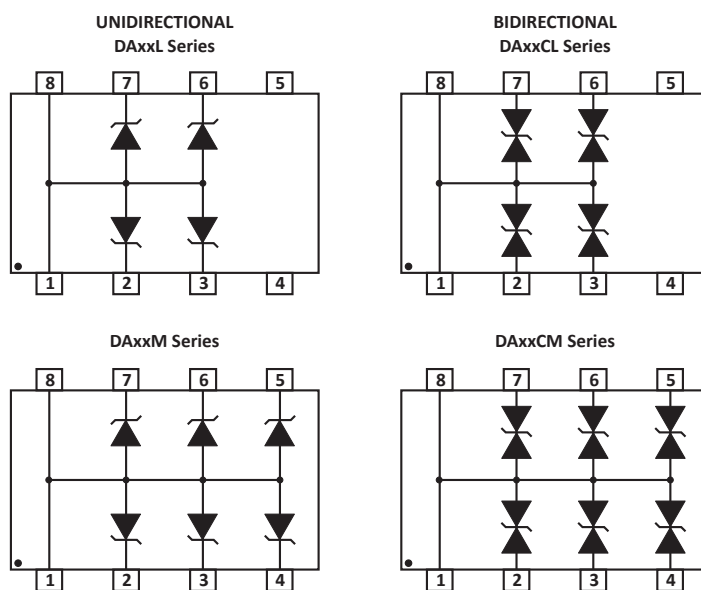
APPLICATIONS

- Low Frequency I/O Ports
- RS-232 & RS-423 Data Lines
- Power Bus Lines
- Monitoring & Industrial Signal & Data Ports
- Microprocessor Based Equipment

MECHANICAL CHARACTERISTICS

- Molded 8 Pin Dual-In-Line (DIP) Package
- Approximate Weight: 0.55 grams
- Lead-Free Pure-Tin Plating (Annealed)
- Solder Reflow Temperature:
Pure-Tin - Sn, 100: 260-270°C
- Flammability Rating UL 94V-0

PIN CONFIGURATIONS



TYPICAL DEVICE CHARACTERISTICS
MAXIMUM RATINGS @ 25°C Unless Otherwise Specified

PARAMETER	SYMBOL	VALUE	UNITS
Peak Pulse Power (tp = 8/20μs) - See Figure 1	P _{PP}	800	Watts
Operating Temperature	T _L	-55 to 150	°C
Storage Temperature	T _{STG}	-55 to 150	°C
Forward Surge Rating	I _F	10	Amps

ELECTRICAL CHARACTERISTICS PER LINE @ 25°C Unless Otherwise Specified

PART NUMBER (Note 1)	RATED STAND-OFF VOLTAGE V _{WM} VOLTS	MINIMUM BREAKDOWN VOLTAGE @1mA V _(BR) VOLTS	MAXIMUM CLAMPING VOLTAGE (Fig. 2) @ IP = 10A V _C VOLTS	MAXIMUM CLAMPING VOLTAGE (Fig. 2) @ 8/20μs V _C @ I _{PP}	MAXIMUM LEAKAGE CURRENT @V _{WM} I _D μA	TYPICAL CAPACITANCE @0V, 1MHz C pF
DA05L	5.0	6.0	12.5	24.6V @ 45.0A	200	880
DA05M	5.0	6.0	12.5	24.6V @ 45.0A	200	880
DA05CL	5.0	6.0	12.5	24.6V @ 45.0A	200	500
DA05CM	5.0	6.0	12.5	24.6V @ 45.0A	200	500
DA12L	12.0	13.3	26.0	32.9V @ 34.0A	2	440
DA12M	12.0	13.3	26.0	32.9V @ 34.0A	2	440
DA12CL	12.0	13.3	26.0	32.9V @ 34.0A	2	385
DA12CM	12.0	13.3	26.0	32.9V @ 34.0A	2	385
DA15L	15.0	16.7	33.0	37.7V @ 27.0A	2	400
DA15M	15.0	16.7	33.0	37.7V @ 27.0A	2	400
DA15CL	15.0	16.7	33.0	37.7V @ 27.0A	2	300
DA15CM	15.0	16.7	33.0	37.7V @ 27.0A	2	300
DA24L	24.0	26.7	52.1	53.0V @ 20.0A	2	275
DA24M	24.0	26.7	52.1	53.0V @ 20.0A	2	275
DA24CL	24.0	26.7	52.1	53.0V @ 20.0A	2	200
DA24CM	24.0	26.7	52.1	53.0V @ 20.0A	2	200

NOTES

1. The "C" suffix denotes a bidirectional device, such as DA05CL.

TYPICAL DEVICE CHARACTERISTICS

FIGURE 1
PEAK PULSE POWER VS PULSE TIME

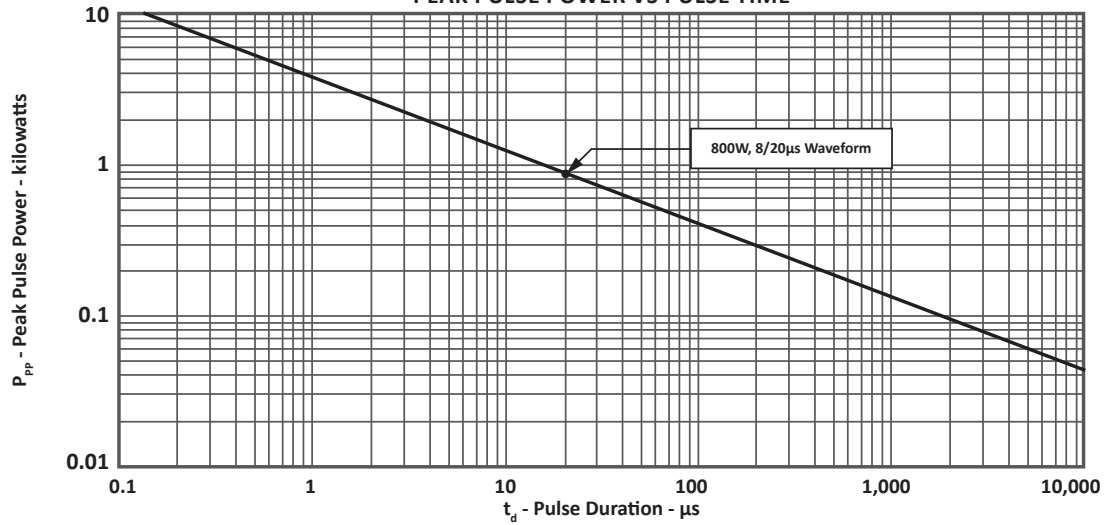


FIGURE 2
PULSE WAVE FORM

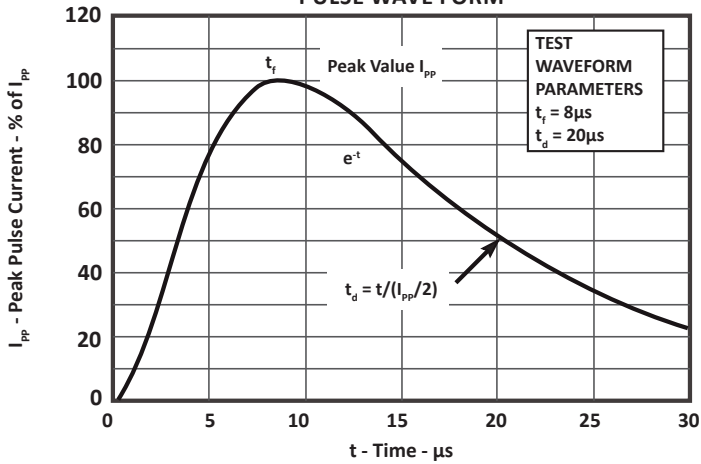
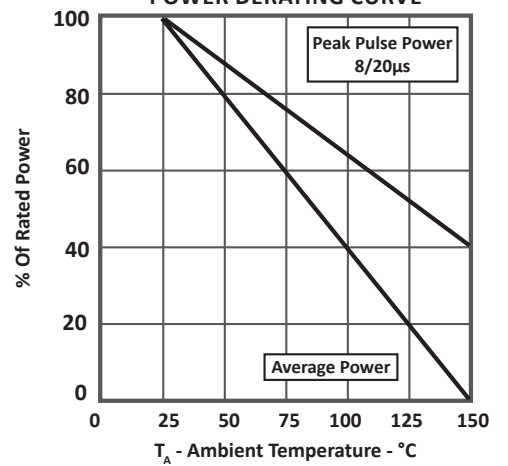


FIGURE 3
POWER DERATING CURVE



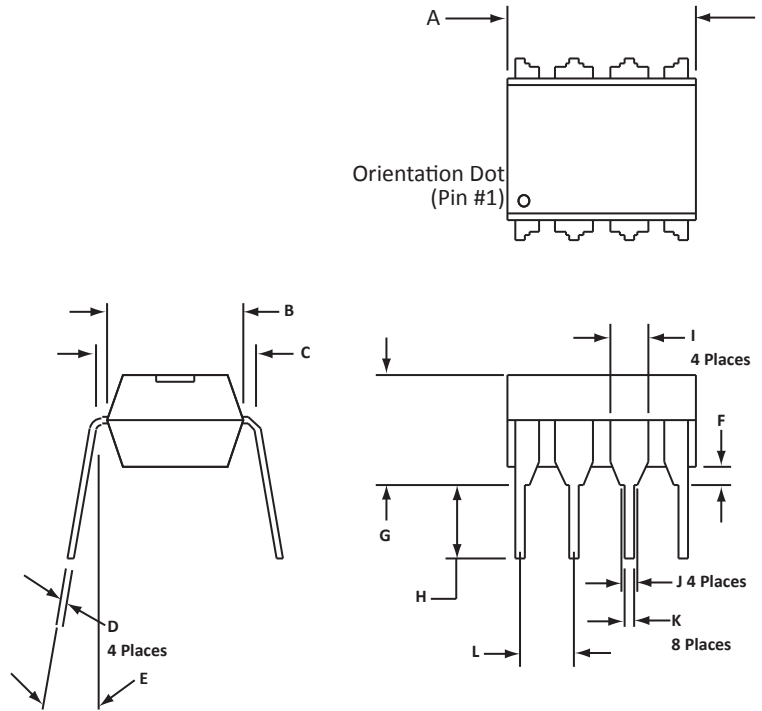
8 PIN DIP PACKAGE INFORMATION

OUTLINE DIMENSIONS

DIM	MILLIMETERS		INCHES	
	MIN	MAX	MIN	MAX
A	9.4	10.2	0.370	0.400
B	6.10	6.60	0.240	0.260
C	7.62	8.26	0.300	0.325
D	0.20	0.30	0.008	0.012
E	0°	10°	0°	10°
F	0.38	0.76	0.015	0.030
G	4.80	5.08	0.189	0.200
H	2.92	3.43	0.115	0.135
I	1.02	1.78	0.040	0.070
J	0.76	1.52	0.030	0.060
K	0.38	0.53	0.015	0.021
L	2.54	2.54	0.100	0.100

NOTES

- Dimensions are exclusive of mold flash and metal burrs.
- Dimension "L" is between centers.



ORDERING INFORMATION

BASE PART NUMBER (xx = Voltage)	LEADFREE SUFFIX	TAPE SUFFIX	QTY/REEL	REEL SIZE	TUBE QTY
DAxxL	-LF	n/a	n/a	n/a	50
DAxxM	-LF	n/a	n/a	n/a	50
DAxxCL	-LF	n/a	n/a	n/a	50
DAxxCM	-LF	n/a	n/a	n/a	50

NOTES

- Marking on Part - logo, part number, date code and pin one defined by dot on top of package.
- This series only available in a lead-free configuration.

Package outline per document number 06004.R3 10/11.

COMPANY INFORMATION

COMPANY PROFILE

In business more than 20 years, ProTek Devices™ is a privately-held company located in Tempe, Arizona, that offers a product line of transient voltage suppressors (TVS); avalanche breakdown diodes; steering diode TVS arrays and other surge suppressor component products. These TVS devices protect electronic systems from the effects of lightning, electrostatic discharge (ESD), nuclear electromagnetic pulses (NEMP), inductive switching and EMI / RFI. ProTek Devices also offers high performance interface and linear products that include analog switches; multiplexers; LED drivers; audio control ICs; RF and related high frequency products. The analog devices work in a host of consumer; industrial; automotive and other applications.

CONTACT US

Corporate Headquarters

2929 South Fair Lane
Tempe, Arizona 85282
USA

By Telephone

General: 602-431-8101
Sales: & Marketing: 602-414-5109
Customer Service: 602-414-5114
Product Technical Support: 602-414-5107

By Fax

General: 602-431-2288

By E-mail:

Sales: sales@protekdevices.com
Customer Service: service@protekdevices.com
Technical Support: support@protekdevices.com

ProTek Devices (Asia Pacific) Pte. Ltd.

8 Ubi Road 2, #06-19
Zervex
Singapore - 408538
Tel: +65-67488312
Fax: +65-67488313

Web

www.protekdevices.com

COPYRIGHT © ProTek Devices 1998 - This literature is subject to all applicable copyright laws and is not for resale in any manner.

SPECIFICATIONS: ProTek reserves the right to change the electrical and or mechanical characteristics described herein without notice.

DESIGN CHANGES: ProTek reserves the right to discontinue product lines without notice and that the final judgement concerning selection and specifications is the buyer's and that in furnishing engineering and technical assistance. ProTek assumes no responsibility with respect to the selection or specifications of such products. ProTek makes no warranty, representation or guarantee regarding the suitability of its products for any particular purpose, nor does ProTek assume any liability arising out of the application or use of any product or circuit and specifically disclaims any and all liability without limitation special, consequential or incidental damages.

LIFE SUPPORT POLICY: ProTek Devices products are not authorized for use in life support systems without written consent from the factory.