

PA2338MZ50I4-XX Patch Antenna

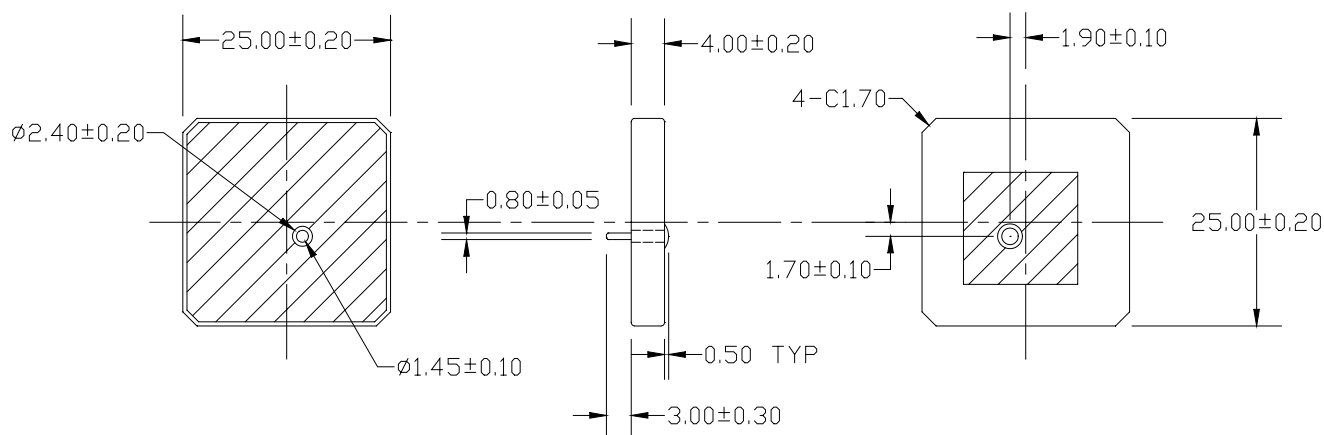
Application

Digital Audio Broadcasting

Typical Electrical Properties

Characteristics	Specification	Unit	Conditions
Center Frequency f_0	2338.25*	MHz	With 70 mm Square ground plane
Polarization	Left-hand circular		
Bandwidth	50 typical	MHz	Return Loss ≤ -10 dB
A.R. Bandwidth	25 typical	MHz	@A.R. ≤ 6 dB
A.R. at f_0	3.0 Max.	dB	
Gain at Zenith	+5 typical	dBic	@2338.25 MHz*
Gain at 10° elevation	-3 typical	dBic	@2338.25 MHz*
Impedance	50	Ω	
Frequency Temperature Coefficient	0±20	ppm/°C	-40°C to +105°C

Dimension



UNIT: mm

UNLESS OTHER SPECIFIED TOLERANCES ON :

X=± X.X=± X.XX=
 ANGLES=± HOLEDIA=±



佳邦科技股份有限公司
 INPAQ TECHNOLOGY CO., LTD.

SCALE : xxxx

UNIT : mm

DRAWN BY : Sunny

CHECKED BY: Piao

DESIGNED BY : David

APPROVED BY: Eric

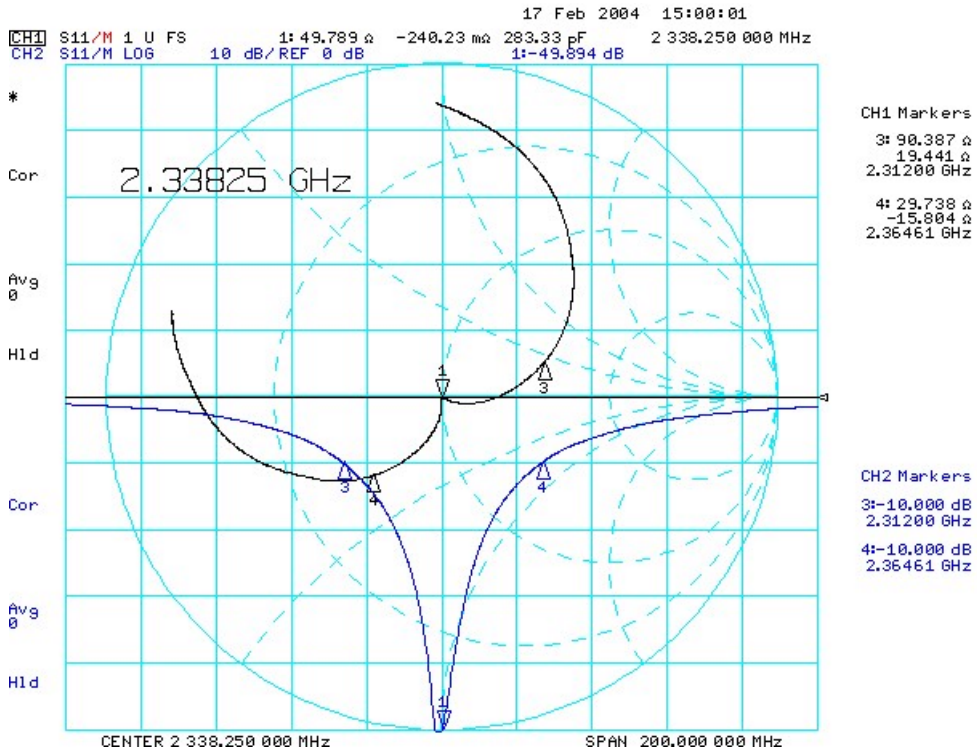
THIS DRAWINGS AND SPECIFICATIONS ARE THE PROPERTY OF INPAQ TECHNOLOGY CO.,LTD.AND SHALL NOT BE REPRODUCED OR USED AS THE BASIS FOR THE MANUFACTURE OR SALE OF APPARATUS OR DEVICES WITHOUT PERMISSION

TITLE : PA2338MZ50I4-XX Patch Antenna

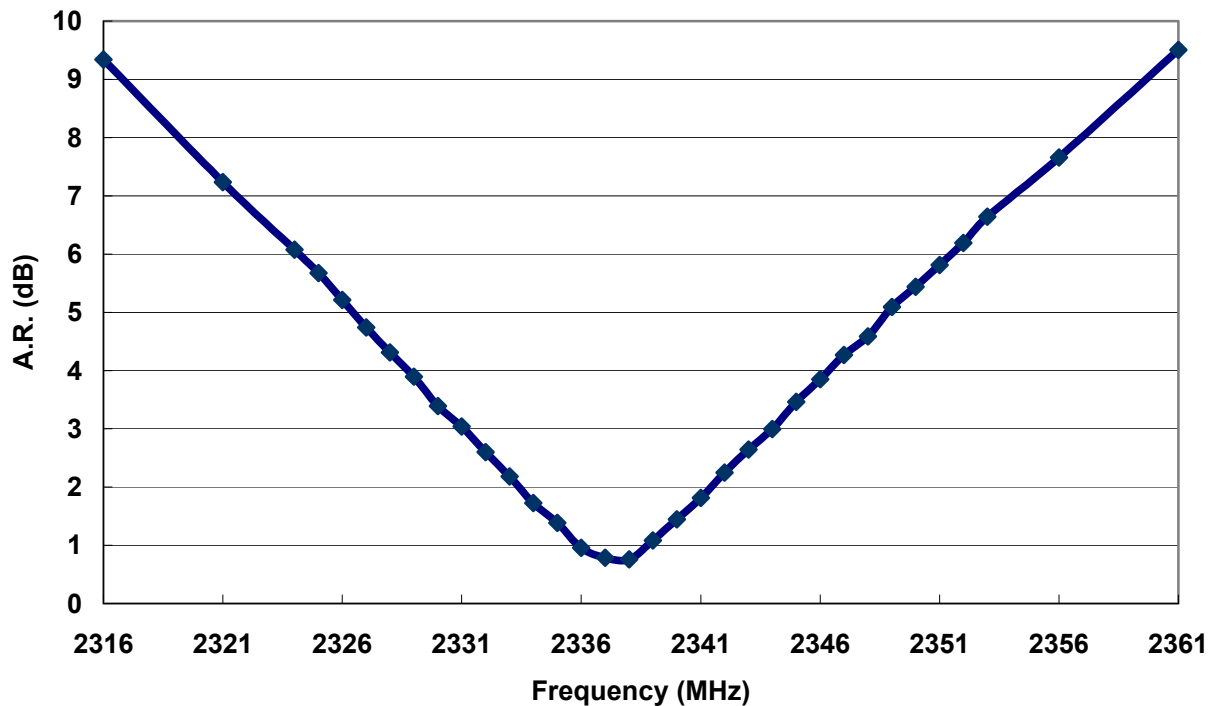
DOCUMENT NO.

PAGE REV.
 A0

Return Loss & Smith Chart Characteristics



Measured Axial Ratio



UNLESS OTHER SPECIFIED TOLERANCES ON :

X=± X.X=± X.XX=
 ANGLES=± HOLEDIA=±

SCALE : xxxx UNIT : mm

DRAWN BY : Sunny CHECKED BY: Piao

DESIGNED BY : David APPROVED BY: Eric

TITLE : PA2338MZ5014-XX Patch Antenna



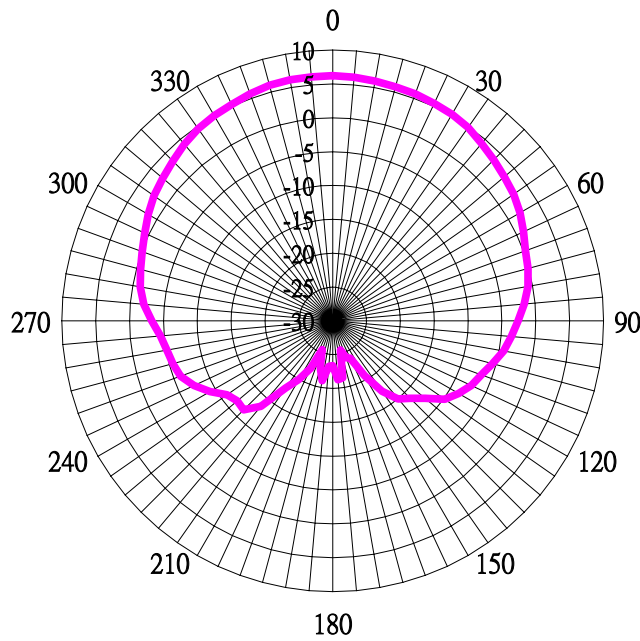
佳邦科技股份有限公司
 INPAQ TECHNOLOGY CO., LTD.

THIS DRAWINGS AND SPECIFICATIONS ARE THE PROPERTY OF INPAQ TECHNOLOGY CO.,LTD.AND SHALL NOT BE REPRODUCED OR USED AS THE BASIS FOR THE MANUFACTURE OR SALE OF APPARATUS OR DEVICES WITHOUT PERMISSION

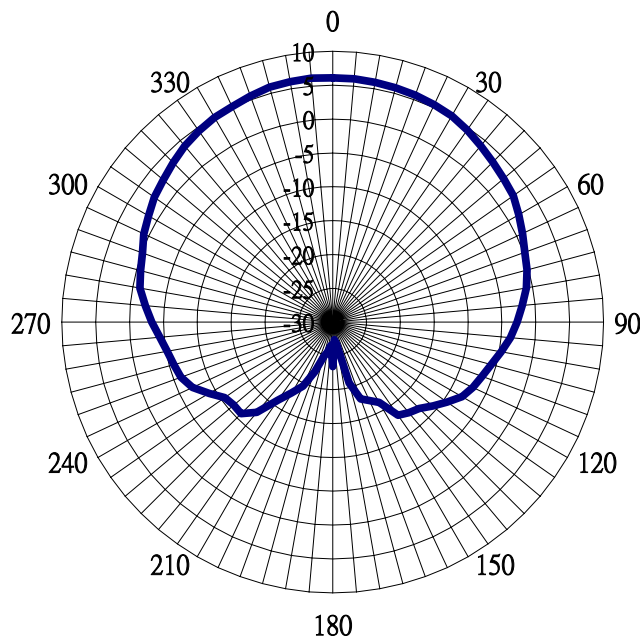
DOCUMENT
 NO.

PAGE REV.
 A0

Radiation Pattern



Horizontal Plane, dB



Vertical Plane, dB

UNLESS OTHER SPECIFIED TOLERANCES ON :

X=± X.X=± X.XX=
 ANGLES=± HOLEDIA=±



佳邦科技股份有限公司
 INPAQ TECHNOLOGY CO., LTD.

SCALE : xxxx UNIT : mm

DRAWN BY : Sunny CHECKED BY: Piao

DESIGNED BY : David APPROVED BY: Eric

THIS DRAWINGS AND SPECIFICATIONS ARE THE PROPERTY OF INPAQ TECHNOLOGY CO.,LTD.AND SHALL NOT BE REPRODUCED OR USED AS THE BASIS FOR THE MANUFACTURE OR SALE OF APPARATUS OR DEVICES WITHOUT PERMISSION

TITLE : PA2338MZ5014-XX Patch Antenna

DOCUMENT NO.

PAGE REV.
 A0