

# PA1575MQ4S-124-1Z

## Engineering Specification

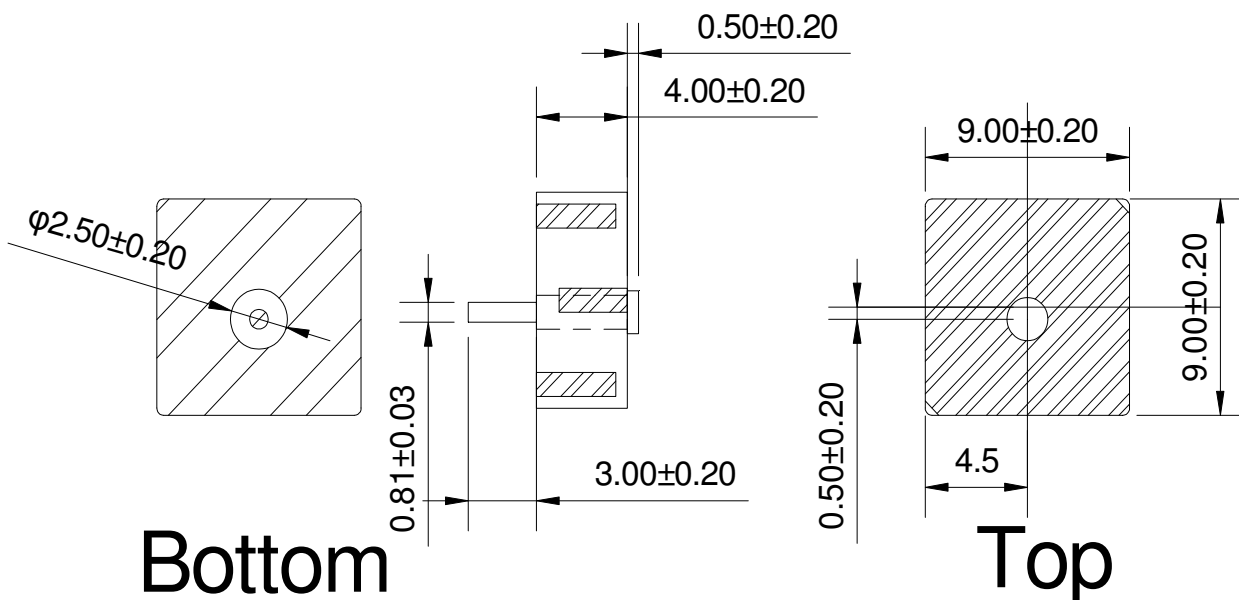
### 1. Typical Electrical Properties by Test on 20x20 mm Ground Plane

Characteristics	Specification	Unit	Conditions
Patch Center Frequency	1575.42 ± 3	MHz	By 20x20 mm Ground Plane
S11	≤ -10	dB	By 20x20 mm Ground Plane
Polarization	RHCP		
Frequency Temperature Coefficient	0±20	ppm/°C	-40°C to +85°C

PA1575MQ4S-124-1Z ,

-124 are the code of project number, -1Z show of appendix

### 2. Dimension



UNLESS OTHER SPECIFIED TOLERANCES ON :

X=±      X.X=±      X.XX=±

ANGLES=±      HOLEDIA=±



INPAQ TECHNOLOGY CO., LTD.

SCALE :

UNIT : mm

DRAWN BY: 郭芳君

CHECKED BY: 馬敏勝

DESIGNED BY: 鄭大福

APPROVED BY: 曾源標

THIS DRAWINGS AND SPECIFICATIONS ARE THE PROPERTY OF INPAQ TECHNOLOGY CO.,LTD.AND SHALL NOT BE REPRODUCED OR USED AS THE BASIS FOR THE MANUFACTURE OR SALE OF APPARATUS OR DEVICES WITHOUT PERMISSION

TITLE : PA1575MQ4S-124-1Z  
Engineering Specification

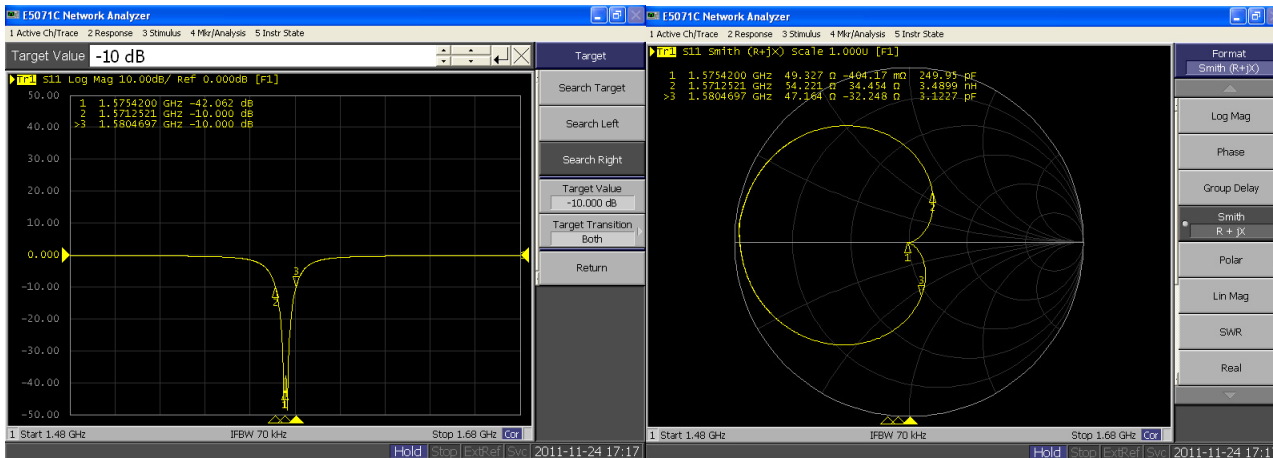
DOCUMENT NO.

ENS000045720

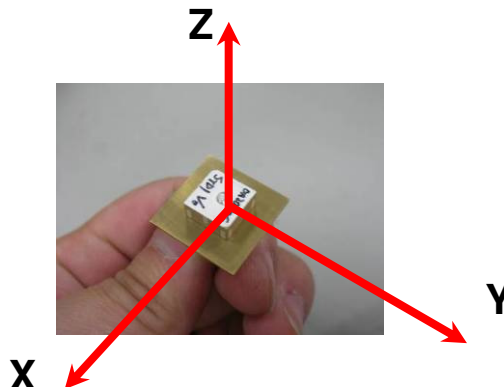
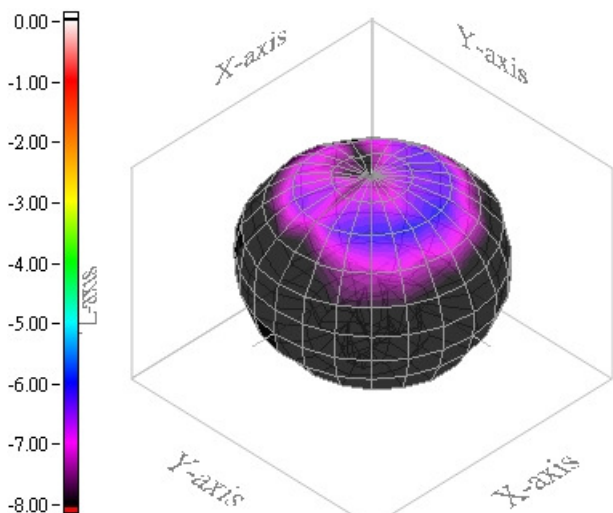
PAGE REV.  
P0

### 3. Patch Antenna Performance and Characteristic Data on 20x20 mm Ground Plane

#### 3.1 Smith Chart/Return Loss



#### 3.2 3D Gain Pattern (Unit : dBic)



UNLESS OTHER SPECIFIED TOLERANCES ON :

X=±      X.X=±      X.XX=±  
 ANGLES=±      HOLEDIA=±

SCALE :      UNIT : mm

DRAWN BY: 郭芳君      CHECKED BY: 馬敏勝

DESIGNED BY: 鄭大福      APPROVED BY: 曾源標

TITLE : PA1575MQ4S-124-1Z  
 Engineering Specification



INPAQ TECHNOLOGY CO., LTD.

THIS DRAWINGS AND SPECIFICATIONS ARE THE PROPERTY OF INPAQ TECHNOLOGY CO.,LTD.AND SHALL NOT BE REPRODUCED OR USED AS THE BASIS FOR THE MANUFACTURE OR SALE OF APPARATUS OR DEVICES WITHOUT PERMISSION

DOCUMENT NO.

ENS000045720

PAGE REV.  
 P0

### 4. Explanation of Appendix

1 5 7 5 M Q 4 S - 1 2 4 - 1 Z  
 (1) (2)

(1) Pin = 3 mm

(2) Adhesive Tape **Z** 8x8 mm

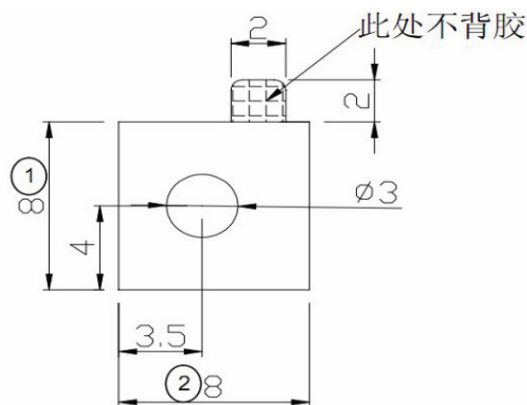
Adhesive Transfer Tape Specification

2.1 TAPE : 8x8x0.16 mm

2.2 Thickness : 0.16±0.05 mm

2.3 Release Liner : 0.1mm (typ.) printed paper or paper

2.4 Dimension : mm



UNLESS OTHER SPECIFIED TOLERANCES ON :  
 X=±            X.X=±            X.XX=±  
 ANGLES=±            HOLEDIA=±



INPAQ TECHNOLOGY CO., LTD.

SCALE :                      UNIT : mm  
 DRAWN BY:郭芳君            CHECKED BY: 馬敏勝  
 DESIGNED BY:鄭大福        APPROVED BY:曾源標

THIS DRAWINGS AND SPECIFICATIONS ARE THE PROPERTY OF INPAQ TECHNOLOGY CO.,LTD.AND SHALL NOT BE REPRODUCED OR USED AS THE BASIS FOR THE MANUFACTURE OR SALE OF APPARATUS OR DEVICES WITHOUT PERMISSION

TITLE : PA1575MQ4S-124-1Z  
 Engineering Specification

DOCUMENT NO.	ENS000045720	PAGE REV.
		P0