

Print page



·DC· SD7015PT



70x70x15mm / 2.75x0.6inch
52~19.5 CFM

Plastic Impeller

Model No	Rated Volt VDC	Voltage Range VDC	Input Power Watt	Rated Current Amp	Ref. Speed RPM	Max.Airflow CFM m3/min	Max.Static Pressure Inch/H2O mm	Noise Level db(A)	PQ Curves	UL
SD7015PT-12EH**	12	7~13.2	5.64	0.47	6600	52 1.5	0.42 10.67	56	1	<input checked="" type="checkbox"/>
SD7015PT-12SHH	12	7~13.2	5.04	0.42	5500	43 1.2	0.35 8.89	47	2	<input checked="" type="checkbox"/>
SD7015PT-12SH**	12	7~13.2	4.56	0.38	5000	39.2 1.1	0.32 8.13	43	3	<input checked="" type="checkbox"/>
SD7015PT-12HHH**	12	7~13.2	4.2	0.35	4500	36 1	0.26 6.6	40	4	<input checked="" type="checkbox"/>
SD7015PT-12HH**	12	7~13.2	3.6	0.3	4000	32.2 0.9	0.2 5.08	36	5	<input checked="" type="checkbox"/>
SD7015PT-12H**	12	7~13.2	3	0.25	3500	28 0.8	0.16 4.06	33	6	<input checked="" type="checkbox"/>
SD7015PT-12M**	12	7~13.2	1.8	0.15	3000	23.4 0.7	0.11 2.79	29	7	<input checked="" type="checkbox"/>
SD7015PT-24SHH**	24	14~26.4	6.72	0.28	5500	43 1.2	0.35 8.89	47	2	<input checked="" type="checkbox"/>
SD7015PT-24SH**	24	14~26.4	5.04	0.21	5000	39.2 1.1	0.32 8.13	43	3	<input checked="" type="checkbox"/>
SD7015PT-24HHH**	24	14~26.4	4.32	0.18	4500	36 1	0.26 6.6	40	4	<input checked="" type="checkbox"/>
SD7015PT-24HH**	24	14~26.4	3.36	0.14	4000	32.2 0.9	0.2 5.08	36	5	<input checked="" type="checkbox"/>
SD7015PT-24H**	24	14~26.4	2.4	0.1	3500	28 0.8	0.16 4.06	33	6	<input checked="" type="checkbox"/>
SD7015PT-24M**	24	14~26.4	1.92	0.08	3000	23.4 0.7	0.11 2.79	29	7	<input checked="" type="checkbox"/>
SD7015PT-24L**	24	14~26.4	1.44	0.06	2500	19.5 0.6	0.09 2.29	24	8	<input checked="" type="checkbox"/>

- ** = "WB" for wire lead type Ball bearing, or "TB" for terminal type Ball bearing
- Sinwan reserves the right to change data and improve electrical & mechanical design without notice, data tolerance +-10%

Motor

Motor Type: DC Motor
Burnout Protection: Electronically protected, Polarity protected
IP Protection: IP55, IP68 (Optional)

Mechanical

Frame: Glass fiber reinforced thermoplastic, rated UL94V-0
Impeller: 9 blades, glass fiber reinforced plastic, rated UL94V-0
Bearing: Two ball bearings
Rotation: CCW seen on rotor
Connection: Wire lead or Terminal flat pin connecting
Weight: 50g

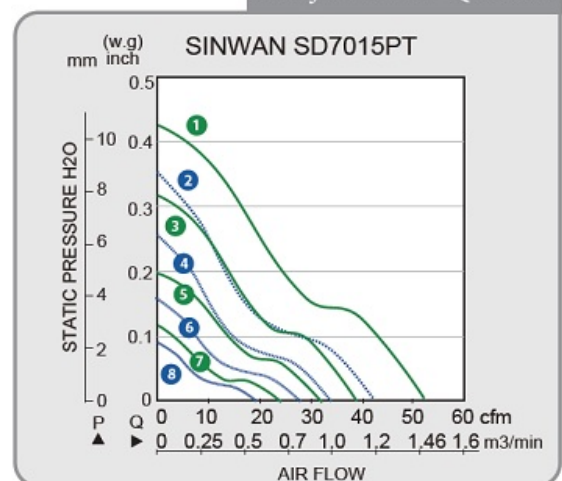
Electronical

Dielectric Strength: 500 VAC/min. Max leakage 0.5mA
Speed Control: Optional: PWM, S/C NTC thermister
Signal Output: Optional: RD Rotation Detactor, FG Frequency Generator

Environment

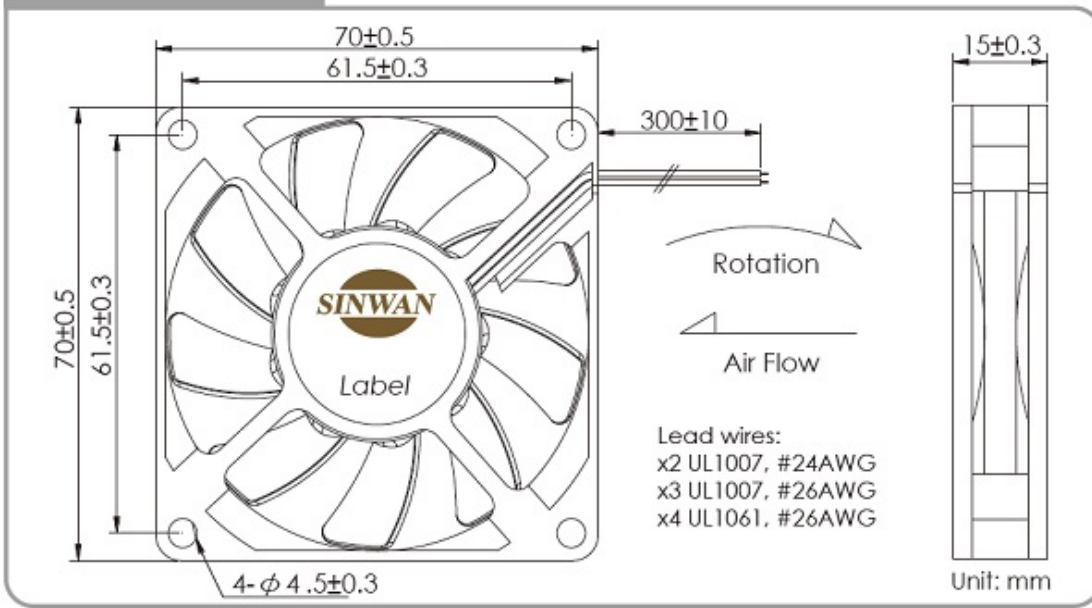
Operating Temp: -20C~+65C
Storage Temp: -20C~+75C (at 65%RH)
Life Expectancy: L10 - B:70K hours at 40C / Y:50K hours at 40C

► Performance P-Q Curves



-  Nomenclature
-  R/D Alarm
-  F/G Tach
-  S/C Function
-  PWM Function

► Outline Dimensions



Relevant products




Metal Fan Guard
G70-5A, G70 Seires



Plastic Fan Guard
G70P, G70P2, G70P4



Plastic Fan Filter
GRM70-30, GRM70-45



Metal Fan Screen
MF70S-30N

