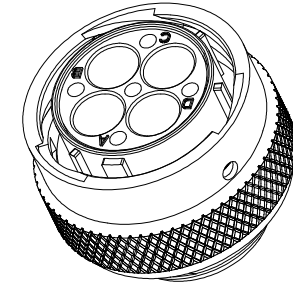
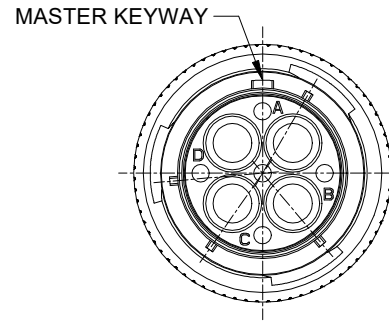
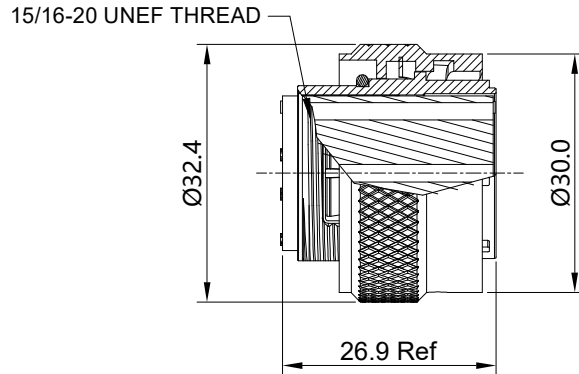


| REVISIONS |     |                      |             |     |       |
|-----------|-----|----------------------|-------------|-----|-------|
| REV       | ECO | DESCRIPTION          | DATE        | BY  | APPR  |
| B1        | -   | RELEASED DRAWING     | JUN-20-2014 | BEN | TOMMY |
| B2        | -   | UPDATE RATED VOLTAGE | FEB-1-2023  | JUN | TOMMY |



NOTES: (UNLESS OTHERWISE SPECIFIED)

- MATERIAL:
  - SHELL: ZINC ALLOY, NICKEL PLATED.
  - INSERT: THERMOPLASTIC, UL94 V-0.
  - COUPLING NUT: AL ALLOY, NICKEL PLATED.
  - WAVE WASHER: STAINLESS STEEL.
  - O-RING: NBR/SILICONE RUBBER.
- SPECIFICATIONS:
  - 2.1 RATED CURRENT: 45A (MAX).
  - B2 2.2 RATED VOLTAGE: 600V (AC/DC).
  - 2.3 OPERATING TEMPERATURE: SEE CHART.
  - 2.4 DIELECTRIC WITHSTANDING VOLTAGE: LESS THAN 2 MILLIAMPS CURRENT LEAKAGE@2000 VOLTS AC.
  - 2.5 INSULATION RESISTANCE: 5000 MEGOHMS MIN.
  - 2.6 IP-CLASS: IP67.
  - 2.7 MATING CYCLES DURABILITY: 500 CYCLES MIN.
  - 2.8 ROHS COMPLIANT.
- SUITABLE CONTACTS : 8# CONTACTS.
- ALL DIMENSIONS ARE FOR REFERENCE USE ONLY.

| KEY POS | PART NUMBER   |               |
|---------|---------------|---------------|
|         | -40°C ~ 105°C | -40°C ~ 125°C |
| N       | RT06164PNH    | RT06164PNH03  |
| W       | RT06164PWH    | RT06164PWH03  |
| X       | RT06164PXH    | RT06164PXH03  |
| Y       | RT06164PYH    | RT06164PYH03  |
| Z       | RT06164PZH    | RT06164PZH03  |

| QUANTITY   | SEE PART NUMBER CHART | DESCRIPTION  | ITEM   |
|--|-----------------------|--|--|
| <b>MATERIALS LIST</b>  |                       |  |  |
| <b>UNLESS OTHERWISE SPECIFIED</b><br>1) All dimensions are in metric(mm).<br>2) Tolerances are as follows:<br>1 PL DEC ±0.30 Fractions ±1/64<br>2 PL DEC ±0.15 Angles ±1°<br>3 PL DEC ±0.08<br>3) Note reference = |                       | <b>SIGNATURES</b> <b>DATE</b><br>DRAWN: JUN FEB-1-2023<br>CHECKED: ORION FEB-3-2023<br>ENGINEER:<br>APPROVAL: TOMMY FEB-6-2023<br>CUSTOMER:  | <br>Sine Systems - www.amphenol-sine.com<br>44724 Morley Drive<br>Clinton Township, MI 48036                               |
| MATERIAL SPECIFICATIONS:<br>PROCESS SPECIFICATIONS:<br>NEXT ASSY:  |                       | THIS DRAWING IS SUPPLIED FOR INFORMATION ONLY. DESIGN FEATURES, SPECIFICATIONS AND PERFORMANCE DATA SHOWN HEREON ARE THE PROPERTY OF THE AMPHENOL CORPORATION. NO RIGHTS OF REPRODUCTION ARE IMPLIED. ALL DIMENSIONS ARE SUBJECT TO NORMAL MANUFACTURING VARIATIONS. | ECO-MATE, PLUG,<br>SIZE 16,4POS,PIN.<br>SIZE TYPE DWG NO: <b>RT06164P*H*</b> REVISION <b>B2</b><br>SCALE NONE SHEET 1 OF 1 |

TITLE: ECO-MATE PLUG, SIZE 16,4POS,PIN  
 DWG NO: RT06164P\*H\*  
 REV: B2  
 SH: 1  
 OF: 1

**ecomate® RM/RSSM/Aquarius™ - Contact Size 3.6mm (1604 Insert Arrangement) Options**

| Crimp Contacts, 1604 Insert Arrangement, Machined |            |       |                               |                  |            |
|---|------------|-------|-------------------------------|------------------|------------|
| Part Number                                       |            | AWG   | Wire Range (mm <sup>2</sup> ) | For Use w Endcap | Plating    |
| Male  | Female     |       |                               |                  |            |
| MP10A23T  | MS10A23T   | 12-10 | 3.0 - 6.0                     | Yes              | Tin        |
| MP10A23S  | MS10A23S   | 12-10 | 3.0 - 6.0                     | Yes              | Silver     |
| MP10A23F  | MS10A23F   | 12-10 | 3.0 - 6.0                     | Yes              | Gold Flash |
| MP10A23G5   | MS10A23G5  | 12-10 | 3.0 - 6.0                     | Yes              | Gold 5μ"   |
| MP10S23G10  | MS10A23G10 | 12-10 | 3.0 - 6.0                     | Yes              | Gold 10μ"  |
| MP10A23G15  | MS10A23G15 | 12-10 | 3.0 - 6.0                     | Yes              | Gold 15μ"  |
| MS10A23G30  | MS10A23G30 | 12-10 | 3.0 - 6.0                     | Yes              | Gold 30μ"  |

| Tooling, Machined |  |
|-------------------|--|
| Part Number       | Description                                    |
| QXRT08            | Contact Extraction Tool, # 8 (Ø 3.6mm) Contact |
| M300BT            | Hand Crimper                                   |
| WA27-300BT-EP     | Pneumatic Crimper                              |
| TP968             | Locator M3200BT and WA27-300BT-EP              |

| Plating Options |                              |
|-----------------|------------------------------|
| Symbol          | Plating                      |
| T               | Tin Plating Over Nickel      |
| S               | Silver Plating Over Nickel   |
| F               | Gold Plated                  |
| G5              | Gold Plated (Thickness 5μ")  |
| G10             | Gold Plated (Thickness 10μ") |
| G15             | Gold Plated (Thickness 15μ") |
| G30             | Gold Plated (Thickness 30μ") |