

Technical data sheet

Revision 0
Revision 02/2023

ECOFIT

by



Model
X48-A3-1

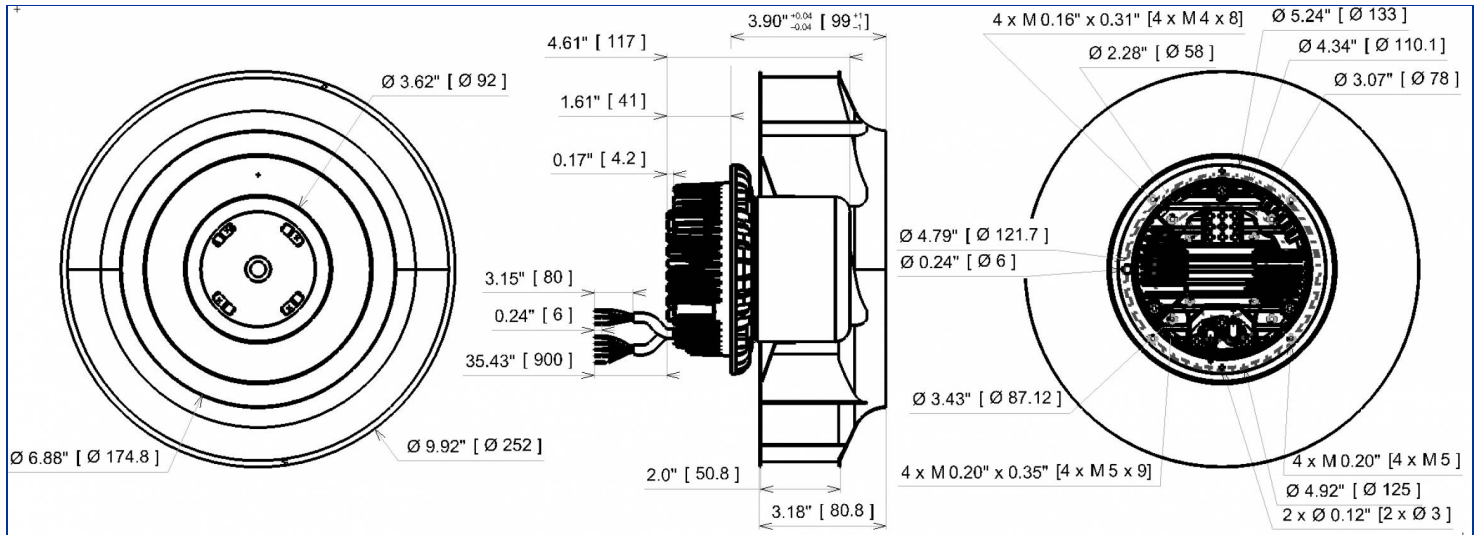


Designation **RREuV8 250x50R**

Range **Backward curved centrifugal fans with electronic commutation motor**

ELECTRICAL DATA


Tension (V)	230
Frequency (Hz)	50/60
Current (A)	1.08
Maximum current (A)	1.49
Power (W)	240
Maximum power (W)	300
Rotation (RPM)	3415
Cos Φ	0.966
Temperature min/max (°C)	-25/+60



MARKING & STANDARDS

Conformity

- **CE** RT9382CE EN 60335-1, IEC 60335-1, EN 60331-2-80, IEC 60335-2-80
- **UKCA**
- **UL** RT9382 UL1004-1, 2nd edition rotating electrical machine File number E326930



The product is manufactured in accordance with EN 60335-1, UL1004-1, and RoHS directive 2015/863/CE
IP class according to EN 60034-5 to be checked with operation and installation

Issued: 2023-02-14 at 15:48 Documentations and pictures are non contractual, all the data of the technical file and the drawing are subject to change.

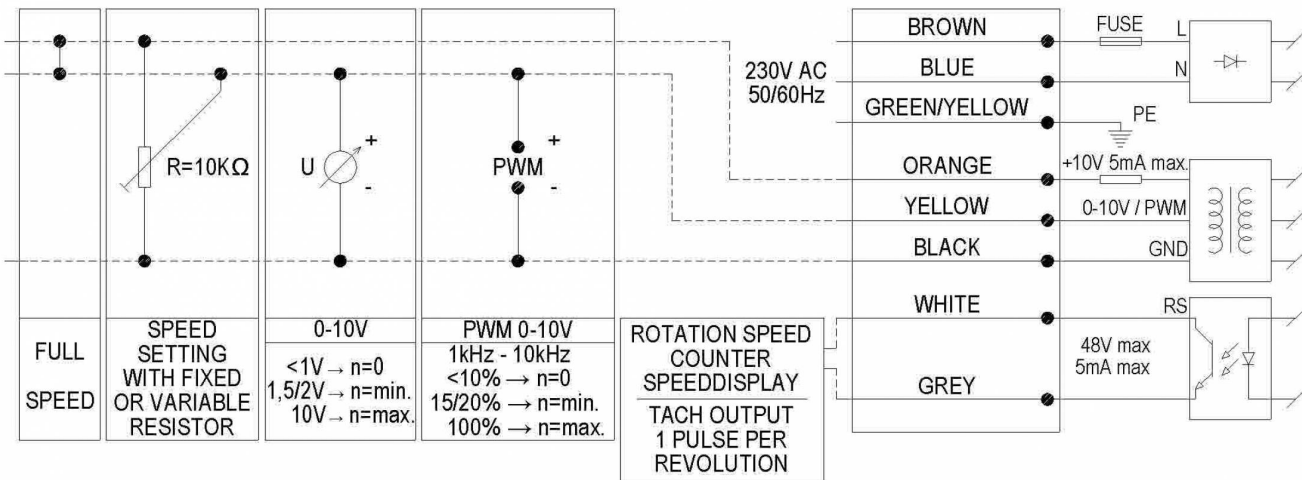
EN - Page 1 / 4

TECHNICAL DATA

Description

- Weight: 3.00 kg
- Class F
- Protection level: 54 | Protection against ingress of dust / Protection against ingress of water : splashing
- Motor's protection Electronically protected
- Bearing type: 2 ball bearings 6000ZZ
- Balance level: G2.5

Wiring diagram



Finishes

- Rotor electrolytic galvanizing protection
- Galvanized steel impeller
- Motor - UL Recognized component



by



ADDITIONAL DATA

Accessories

- 16234 | Inlet cone
- 21360 | Finger guard

Documentations

- Operating and recycling manual
<http://www.ecofit.com/anglais/normes>

Measurement setup

- Ouie 16234-a Ouie Ø290Ex Ø166Int GALVA

ERP DATA

Data according to ErP directive

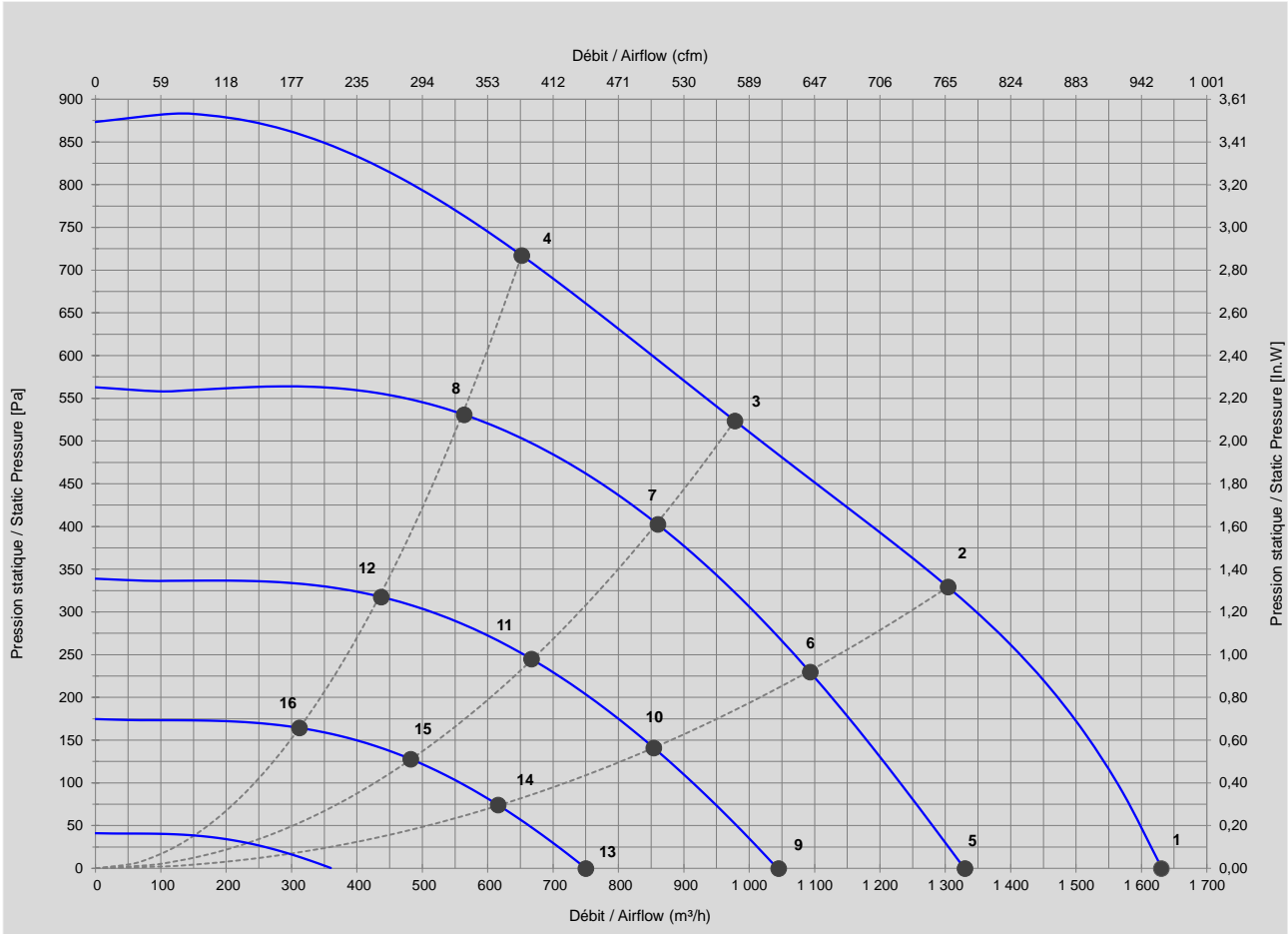
- Designed for standard applications according to the directive EU 2009/125/EC

Tension	230 V
Frequency	50/60 Hz
Power ¹	0.3 kW
Airflow ¹	894 m3/h
Pressure ¹	578 Pa
Rotation ¹	3114 RPM
Catégorie de mesure	A
Catégorie de rendement	total
Variateur de vitesse	Yes
Rapport spécifique	1.00

	Actual	2015
Rendement global	53.8	46.0
Niveau de rendement	70	62

¹ at optimum energy efficiency point

TECHNICAL DATA



Mesures / Measured Values*

	Un (V)	Vctl (V)	F (Hz)	P (W)	n (RPM)	Q (m³/h)	P (Pa)	Q (cfm)	P (In.W)	Lp _{in} (dBA)
1	230	10	50/60	240	3415	1 630	0	959	0,000	87
2	230	10	50/60	304	3286	1 304	329	768	1,319	84
3	230	10	50/60	296	3119	978	524	576	2,098	81
4	230	10	50/60	303	3168	652	717	384	2,873	79
5	230	8	50/60	132	2735	1 330	0	783	0,000	81
6	230	8	50/60	179	2737	1 093	230	643	0,920	79
7	230	8	50/60	205	2739	860	402	506	1,612	77
8	230	8	50/60	198	2733	564	531	332	2,127	75
9	230	6	50/60	67	2125	1 045	0	615	0,000	75
10	230	6	50/60	91	2124	854	141	503	0,565	73
11	230	6	50/60	101	2124	667	245	393	0,981	70
12	230	6	50/60	100	2125	437	318	257	1,272	69
13	230	4	50/60	33	1525	750	0	441	0,000	
14	230	4	50/60	41	1526	616	74	363	0,297	
15	230	4	50/60	46	1524	482	128	284	0,512	
16	230	4	50/60	44	1524	312	164	184	0,658	

* Air performance measured according to: ISO 5801, installation category C.

Intake-side sound level: according to ISO 3744, LpA measured at 1 m distance from fan axis. The values given are only applicable under the specified measuring conditions and may differ depending on the installation conditions. In the event of deviation

The product is manufactured in accordance with EN 60335-1, UL1004-1, and RoHS directive 2015/863/CE
IP class according to EN 60034-5 to be checked with operation and installation