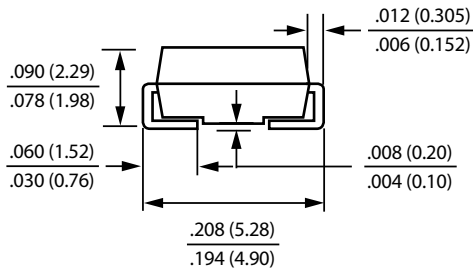
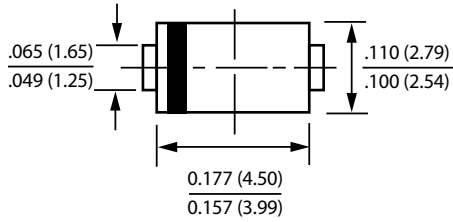




# SK12L thru SK14L



## Schottky Barrier Rectifiers Low $V_F$ Series



### DO-214AC(SMA)

Dimensions in inches and (millimeters)

Ordering Information	
Part Number	Remark
SK1xL	General
SK1xL-H	Halogen Free
SK1xL-Q	Automotive

PRIMARY CHARACTERISTICS	
$I_F$	1A
$V_{RRM}$	20~40V
$I_{FSM}$	35A
$V_F$	0.4
$T_J$ max	75°C

#### Features

- Low profile package
- Ideal for automated placement
- Guard Ring for over voltage protection
- Low forward voltage drop
- Component in accordance to RoHS 2002/95/EC
- AEC-Q101 qualified

#### Mechanical Data

- Case: DO-214AC (SMA)
- Case Material: Molded Plastic. UL Flammability Classification Rating 94V-0
- Terminals: Lead Free Plating (Tin Finish). Solderable per MIL-STD-202, Method 208
- Polarity: Cathode Band
- Weight: 0.062 grams (approximate)

#### MAXIMUM RATINGS (TA=25°C unless otherwise noted)

PARAMETER	SYMBOL	SK12L	SK14L	UNIT
Maximum repetitive peak reverse voltage	$V_{RRM}$	20	40	V
Maximum RMS voltage	$V_{RMS}$	14	28	V
Maximum DC blocking voltage	$V_{DC}$	20	40	V
Maximum average forward rectified current	$I_F$	1.0		A
Peak forward surge current, 8.3ms single half sine-wave superimposed on rated load	$I_{FSM}$	35.0		A
Maximum Instantaneous Forward Voltage $I_F=1A$ @ 25°C	$V_F$	0.40		V
Maximum DC Reverse Current @ $T_C=25^\circ C$ at Rated DC Blocking Voltage @ $T_C=75^\circ C$	$I_R$	1 100		mA
Operating Temperature Range	$T_J$	-25 to +75		°C
Storage Temperature Range	$T_{STG}$	-55 to +125		°C

NOTES:1.Measured at 1.0MHZ and applied reverse voltage of 4.0V DC



# Schottky Barrier Rectifiers Low $V_F$ Series

FIG. 1-TYPICAL FORWARD CURRENT DERATING CURVE

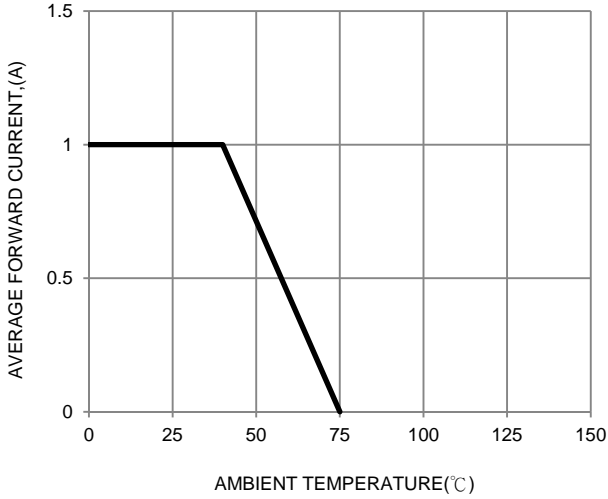


FIG. 2-TYPICAL FORWARD CHARACTERISTICS

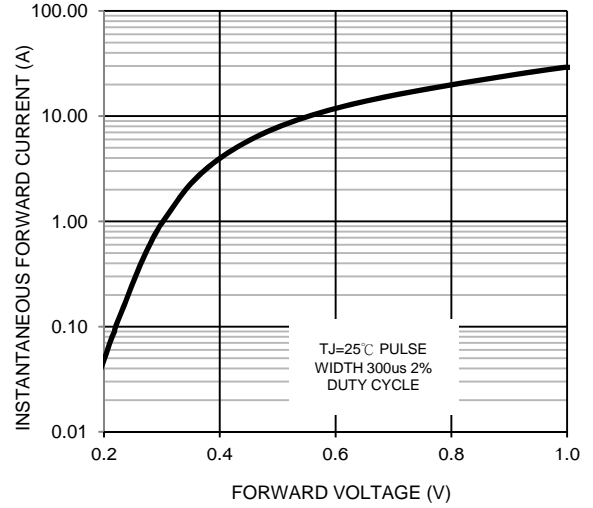


FIG. 3-MAXIMUM NON-REPETITIVE FORWARD SURGE CURRENT

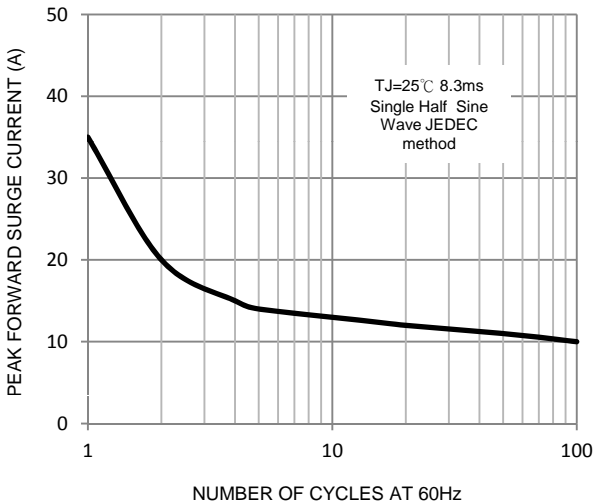


FIG. 4-TYPICAL REVERSE CHARACTERISTICS

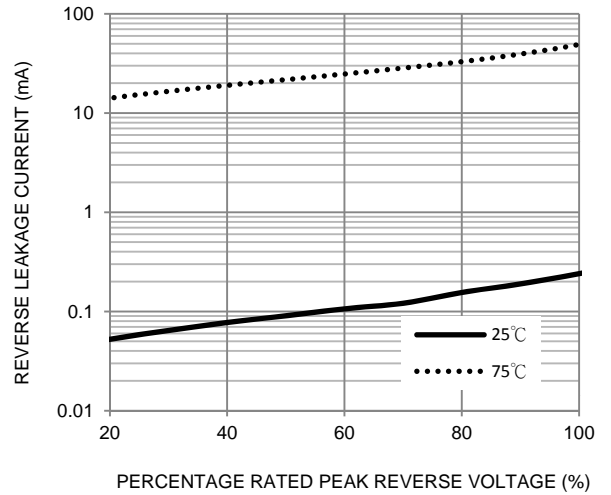


FIG. 5-TYPICAL JUNCTION CAPACITANCE

