



SGM8711

Micro-Power, RRIO, 1.8V Small Package, Push-Pull Output Comparator with Integrated Voltage Reference

GENERAL DESCRIPTION

The SGM8711 is a single, rail-to-rail input and output comparator with typical 2.2 μ A low power supply current. The comparator operates from a wide range of 1.8V to 5.5V supply voltage, and is guaranteed to operate at 1.8V and 5V. This feature is suitable for battery-powered applications. The push-pull output stage supports rail-to-rail output swing.

The product features an uncommitted internal voltage reference, comparator input common-mode around 200mV outside the power supply rails and can be operated with a single power supply from 1.8V to 5.5V. The internal 1.2V reference voltage offers low 42 μ V/ $^{\circ}$ C drift, is stable at 10nF capacitive load, and can produce output current up to 2mA (TYP).

The SGM8711 is available in a Green UTDFN-1.6 \times 1.6-6L package. The small package makes this device ideal for use in hand-held electronics and mobile phone applications. It is rated over the -40 $^{\circ}$ C to +85 $^{\circ}$ C temperature range.

FEATURES

- **Low Quiescent Current:**
2.2 μ A (TYP) at $V_S = 1.8V$
- **Wide Single-Supply Voltage Range: 1.8V to 5.5V**
- **Rail-to-Rail Input and Output**
- **Push-Pull Output Current Drive:**
18mA (TYP) at $V_S = 5V$
- **Internal 1.2V Reference Voltage**
- **-40 $^{\circ}$ C to +85 $^{\circ}$ C Operating Temperature Range**
- **Available in a Green UTDFN-1.6 \times 1.6-6L Package**

APPLICATIONS

Portable and Battery-Powered Applications
Alarm and Surveillance Circuits
Mobile Phones
RC Timers
Hand-Held Electronics
Window Detectors
IR Receiver

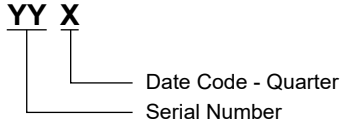
Micro-Power, RRIO, 1.8V, Small Package, Push-Pull Output SGM8711 Comparator with Integrated Voltage Reference

PACKAGE/ORDERING INFORMATION

MODEL	PACKAGE DESCRIPTION	SPECIFIED TEMPERATURE RANGE	ORDERING NUMBER	PACKAGE MARKING	PACKING OPTION
SGM8711	UTDFN-1.6×1.6-6L	-40°C to +85°C	SGM8711YUDN6G/TR	TFX	Tape and Reel, 3000

MARKING INFORMATION

NOTE: X = Date Code.



Green (RoHS & HSF): SG Micro Corp defines "Green" to mean Pb-Free (RoHS compatible) and free of halogen substances. If you have additional comments or questions, please contact your SGMICRO representative directly.

ABSOLUTE MAXIMUM RATINGS

Supply Voltage, +V _S to -V _S	6V
V _{IN} Differential	±(+V _S - (-V _S))
Voltage at Input/Output Pins	(-V _S) - 0.3V to (+V _S) + 0.3V
Junction Temperature	+150°C
Storage Temperature Range	-65°C to +150°C
Lead Temperature (Soldering, 10s)	+260°C
ESD Susceptibility	
HBM	4000V
MM	400V

can cause damage. ESD damage can range from subtle performance degradation to complete device failure. Precision integrated circuits may be more susceptible to damage because very small parametric changes could cause the device not to meet its published specifications.

RECOMMENDED OPERATING CONDITIONS

Operating Temperature Range	-40°C to +85°C
-----------------------------------	----------------

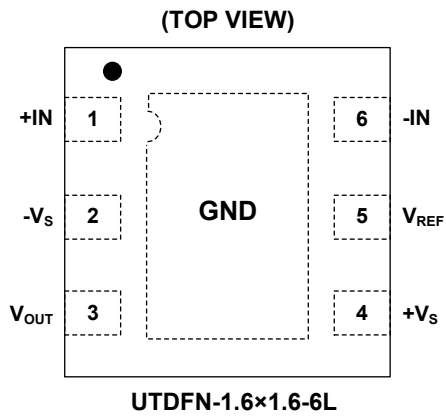
DISCLAIMER

SG Micro Corp reserves the right to make any change in circuit design, or specifications without prior notice.

OVERSTRESS CAUTION

Stresses beyond those listed in Absolute Maximum Ratings may cause permanent damage to the device. Exposure to absolute maximum rating conditions for extended periods may affect reliability. Functional operation of the device at any conditions beyond those indicated in the Recommended Operating Conditions section is not implied.

PIN CONFIGURATION



ESD SENSITIVITY CAUTION

This integrated circuit can be damaged by ESD if you don't pay attention to ESD protection. SGMICRO recommends that all integrated circuits be handled with appropriate precautions. Failure to observe proper handling and installation procedures

Micro-Power, RRIO, 1.8V, Small Package, Push-Pull Output SGM8711 Comparator with Integrated Voltage Reference

ELECTRICAL CHARACTERISTICS

(At $T_A = +25^\circ\text{C}$, $+V_S = 1.8\text{V}$, $-V_S = 0\text{V}$, $V_{CM} = +V_S/2$, unless otherwise noted.)

PARAMETER	SYMBOL	CONDITIONS	MIN	TYP	MAX	UNITS
Supply Current	I_S	$I_{OUT} = 0$		2.2	4.1	μA
Input Offset Voltage	V_{OS}	$V_{CM} = 0\text{V}$		0.5	3.3	mV
		$V_{CM} = 1.8\text{V}$		0.5	3.3	
Input Offset Average Drift				2		$\mu\text{V}/^\circ\text{C}$
Common Mode Rejection Ratio	CMRR	$V_{CM} = 0\text{V}$ to 1.8V	55	68		dB
Power Supply Rejection Ratio	PSRR	$V_S = 1.8\text{V}$ to 5.5V , $V_{CM} = 0\text{V}$	74	102		dB
Power Supply Ramp-Up Rate ⁽¹⁾			5			V/s
Large Signal Voltage Gain	A_{VO}			100		dB
Output Swing High	V_{OH}	$I_{OUT} = 500\mu\text{A}$	1.617	1.675		V
		$I_{OUT} = 500\mu\text{A}$, $-40^\circ\text{C} \leq T_A \leq +85^\circ\text{C}$	1.572			
		$I_{OUT} = 1\text{mA}$	1.412	1.525		
		$I_{OUT} = 1\text{mA}$, $-40^\circ\text{C} \leq T_A \leq +85^\circ\text{C}$	1.330			
Output Swing Low	V_{OL}	$I_{OUT} = -500\mu\text{A}$		84	124	mV
		$I_{OUT} = -500\mu\text{A}$, $-40^\circ\text{C} \leq T_A \leq +85^\circ\text{C}$			163	
		$I_{OUT} = -1\text{mA}$		173	249	
		$I_{OUT} = -1\text{mA}$, $-40^\circ\text{C} \leq T_A \leq +85^\circ\text{C}$			347	
Output Current	I_{OUT}	Source	1.15	2		mA
		Source, $-40^\circ\text{C} \leq T_A \leq +85^\circ\text{C}$	1.0			
		Sink		-3.5	-2.0	
		Sink, $-40^\circ\text{C} \leq T_A \leq +85^\circ\text{C}$			-1.4	
Propagation Delay (High to Low)		Overdrive = 10mV		11.7		μs
		Overdrive = 100mV		5.6		
Propagation Delay (Low to High)		Overdrive = 10mV		24.2		μs
		Overdrive = 100mV		14.7		
Rise Time	t_{RISE}	Overdrive = 10mV, $C_L = 30\text{pF}$, $R_L = 1\text{M}\Omega$		168		ns
		Overdrive = 100mV, $C_L = 30\text{pF}$, $R_L = 1\text{M}\Omega$		174		
Fall Time	t_{FALL}	Overdrive = 10mV, $C_L = 30\text{pF}$, $R_L = 1\text{M}\Omega$		75		ns
		Overdrive = 100mV, $C_L = 30\text{pF}$, $R_L = 1\text{M}\Omega$		50		
Noise of V_{REF}		$f = 0.1\text{Hz}$ to 10Hz		0.3		mV_{P-P}
Voltage Reference						
Reference Voltage	V_{REF}	$I_{REF} = 0\text{mA}$	1.182	1.200	1.218	V
Reference Voltage Drift				42		$\mu\text{V}/^\circ\text{C}$
Reference Output Current (Source)				2		mA

Micro-Power, RRIO, 1.8V, Small Package, Push-Pull Output SGM8711 Comparator with Integrated Voltage Reference

ELECTRICAL CHARACTERISTICS (continued)

(At $T_A = +25^\circ\text{C}$, $+V_S = 5\text{V}$, $-V_S = 0\text{V}$, $V_{CM} = +V_S/2$, unless otherwise noted.)

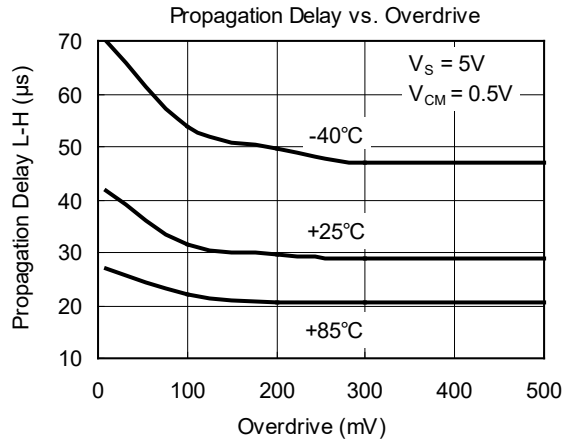
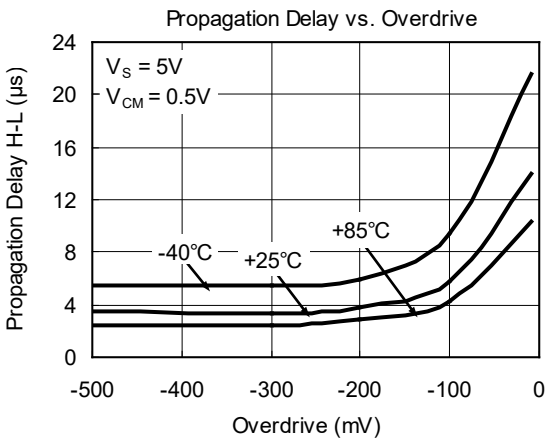
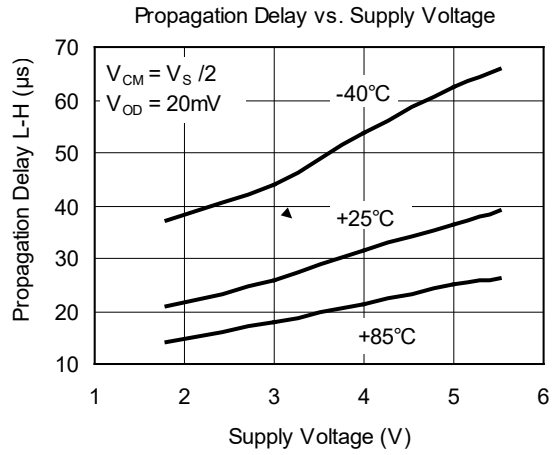
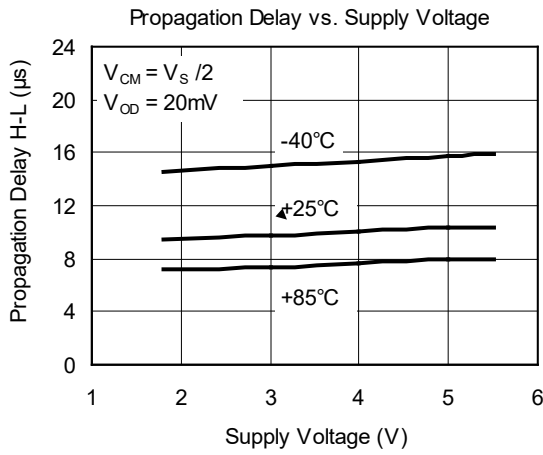
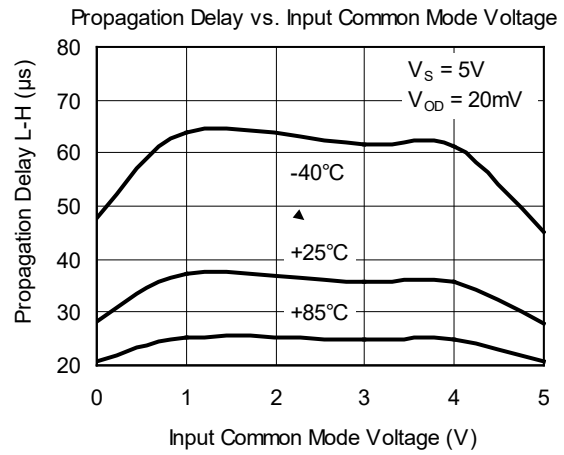
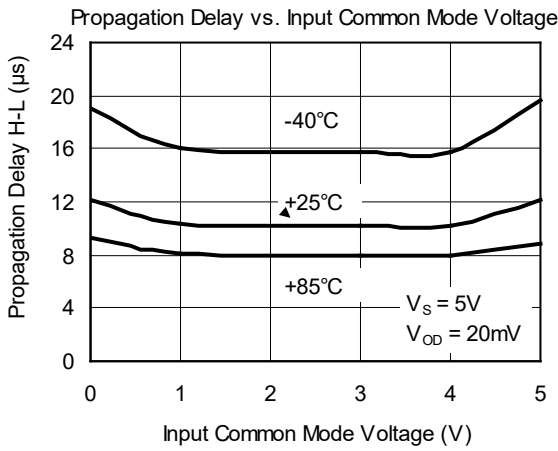
PARAMETER	SYMBOL	CONDITIONS	MIN	TYP	MAX	UNITS
Supply Current	I_S	$I_{OUT} = 0$		2.3	4.4	μA
Input Offset Voltage	V_{OS}	$V_{CM} = 0\text{V}$		0.5	3.3	mV
		$V_{CM} = 5\text{V}$		0.5	3.3	
Input Offset Average Drift				2		$\mu\text{V}/^\circ\text{C}$
Common Mode Rejection Ratio	CMRR	$V_{CM} = 0\text{V}$ to 5V	63	76		dB
Power Supply Rejection Ratio	PSRR	$V_S = 1.8\text{V}$ to 5.5V , $V_{CM} = 0\text{V}$	74	102		dB
Power Supply Ramp-Up Rate ⁽¹⁾			5			V/s
Large Signal Voltage Gain	A_{VO}			110		dB
Output Swing High	V_{OH}	$I_{OUT} = 500\mu\text{A}$	4.935	4.952		V
		$I_{OUT} = 500\mu\text{A}$, $-40^\circ\text{C} \leq T_A \leq +85^\circ\text{C}$	4.926			
		$I_{OUT} = 1\text{mA}$	4.874	4.904		
		$I_{OUT} = 1\text{mA}$, $-40^\circ\text{C} \leq T_A \leq +85^\circ\text{C}$	4.855			
Output Swing Low	V_{OL}	$I_{OUT} = -500\mu\text{A}$		54	72	mV
		$I_{OUT} = -500\mu\text{A}$, $-40^\circ\text{C} \leq T_A \leq +85^\circ\text{C}$			79	
		$I_{OUT} = -1\text{mA}$		106	140	
		$I_{OUT} = -1\text{mA}$, $-40^\circ\text{C} \leq T_A \leq +85^\circ\text{C}$			154	
Output Current	I_{OUT}	Source	14.0	18		mA
		Source, $-40^\circ\text{C} \leq T_A \leq +85^\circ\text{C}$	10.5			
		Sink		-18	-15.5	
		Sink, $-40^\circ\text{C} \leq T_A \leq +85^\circ\text{C}$			-12.5	
Propagation Delay (High to Low)		Overdrive = 10mV		12.7		μs
		Overdrive = 100mV		5.6		
Propagation Delay (Low to High)		Overdrive = 10mV		38.1		μs
		Overdrive = 100mV		29.5		
Rise Time	t_{RISE}	Overdrive = 10mV, $C_L = 30\text{pF}$, $R_L = 1\text{M}\Omega$		39		ns
		Overdrive = 100mV, $C_L = 30\text{pF}$, $R_L = 1\text{M}\Omega$		40		
Fall Time	t_{FALL}	Overdrive = 10mV, $C_L = 30\text{pF}$, $R_L = 1\text{M}\Omega$		33		ns
		Overdrive = 100mV, $C_L = 30\text{pF}$, $R_L = 1\text{M}\Omega$		30		
Noise of V_{REF}		$f = 0.1\text{Hz}$ to 10Hz		0.32		mV_{P-P}
Voltage Reference						
Reference Voltage	V_{REF}	$I_{REF} = 0\text{mA}$	1.182	1.200	1.218	V
Reference Voltage Drift				41		$\mu\text{V}/^\circ\text{C}$
Reference Output Current (Source)				2		mA

NOTE:

1. If the power supply ramp-up rate is lower than 5V/s, the reference voltage output is not guaranteed to start up.

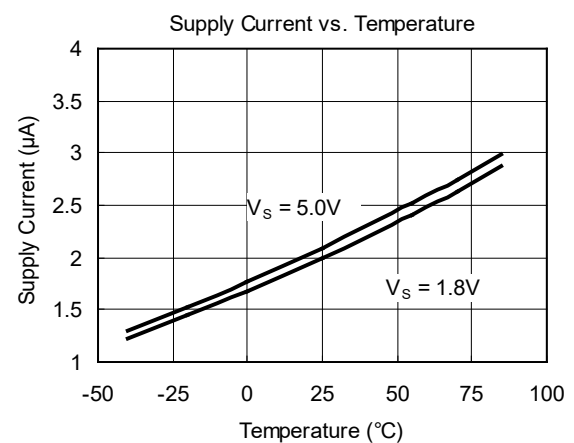
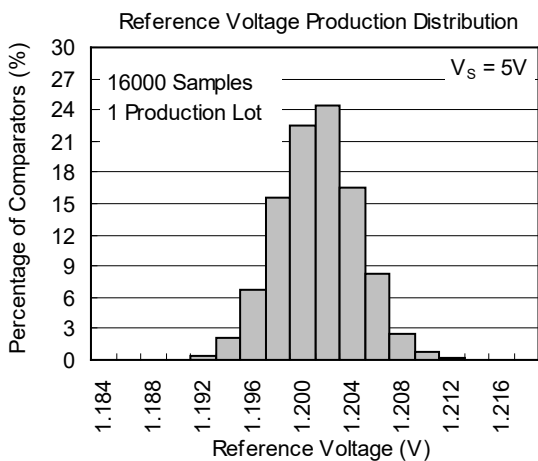
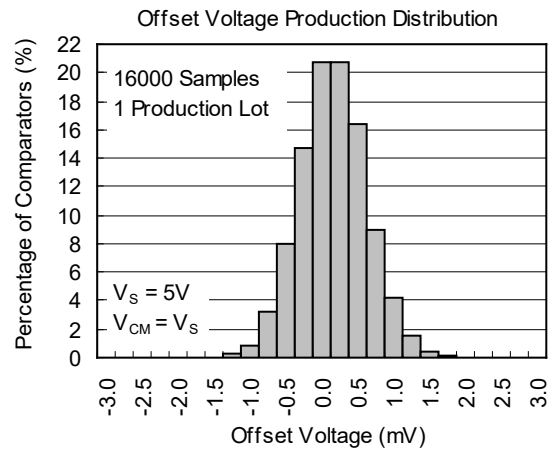
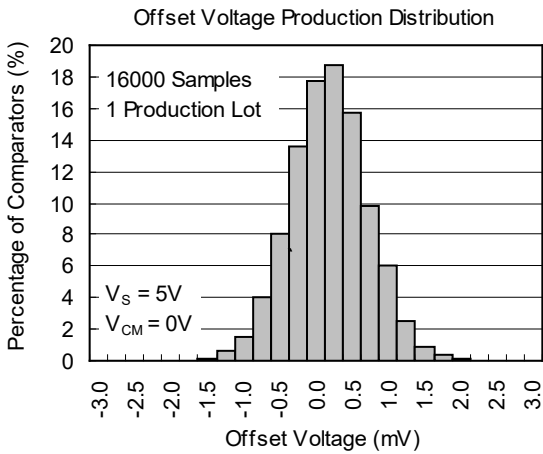
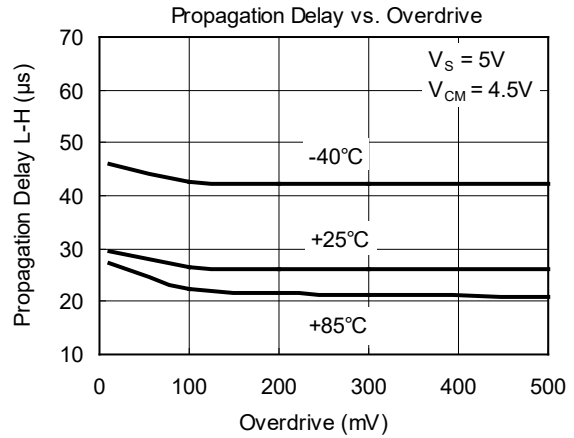
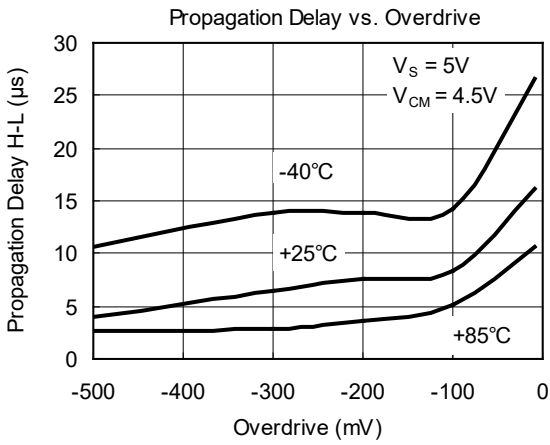
SGM8711 Micro-Power, RRIO, 1.8V, Small Package, Push-Pull Output Comparator with Integrated Voltage Reference

TYPICAL PERFORMANCE CHARACTERISTICS



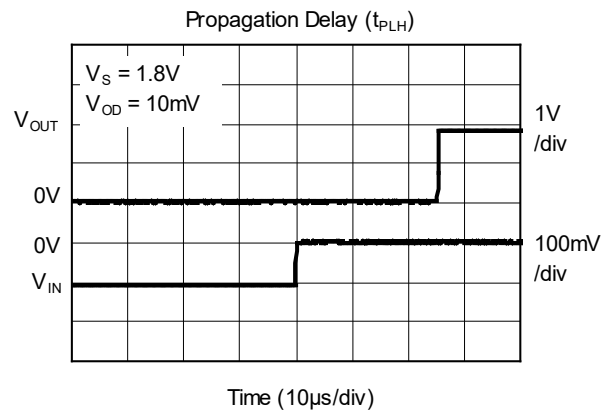
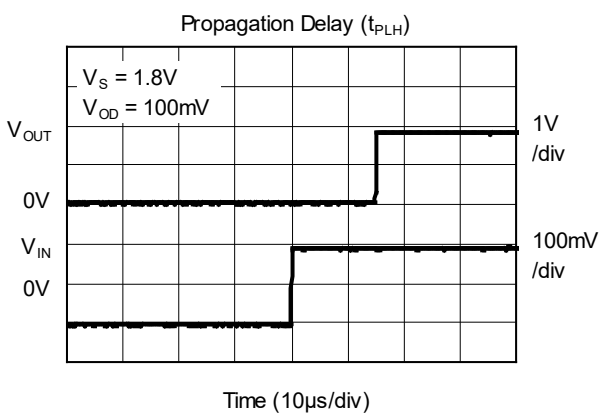
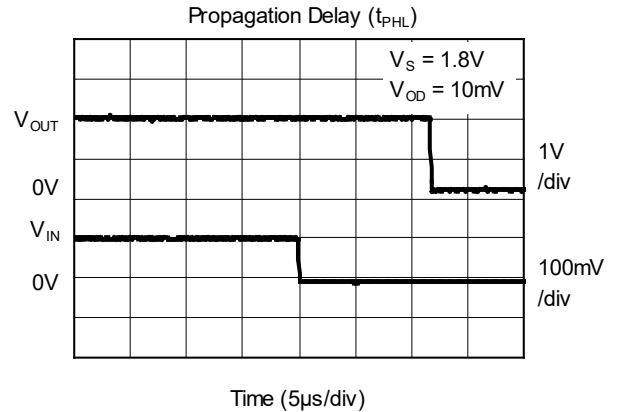
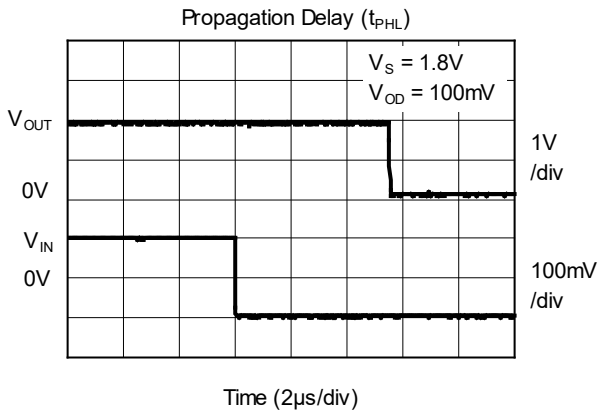
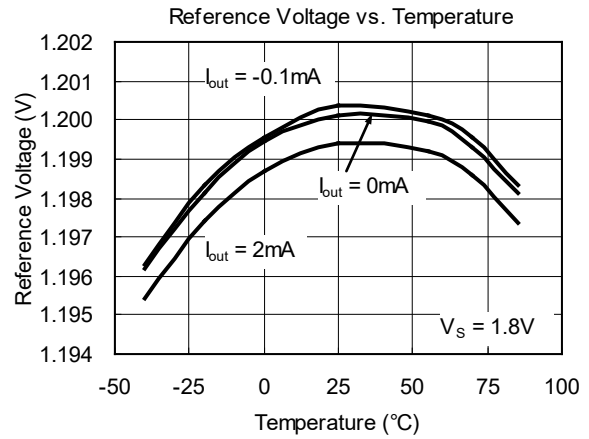
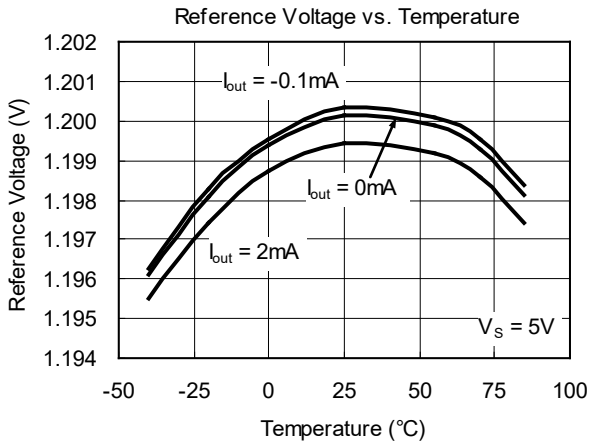
SGM8711 Micro-Power, RRIO, 1.8V, Small Package, Push-Pull Output Comparator with Integrated Voltage Reference

TYPICAL PERFORMANCE CHARACTERISTICS (continued)



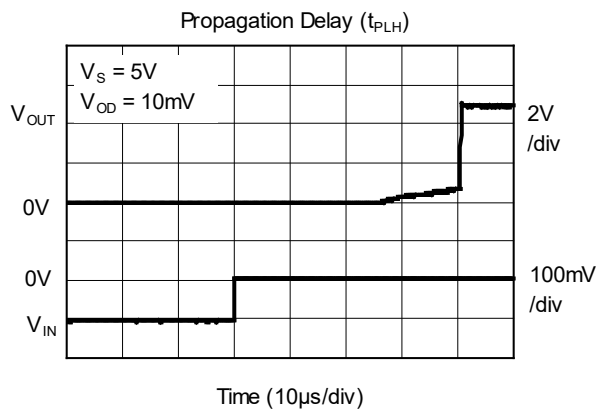
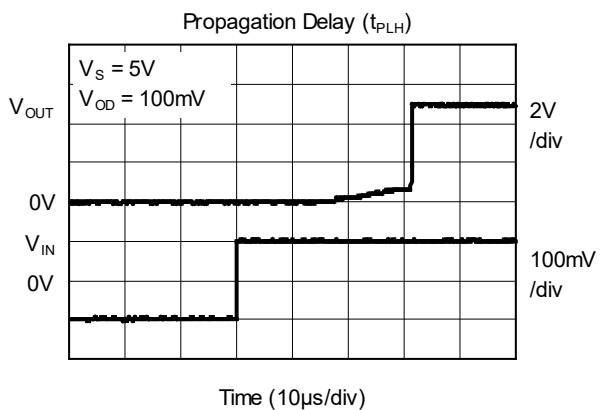
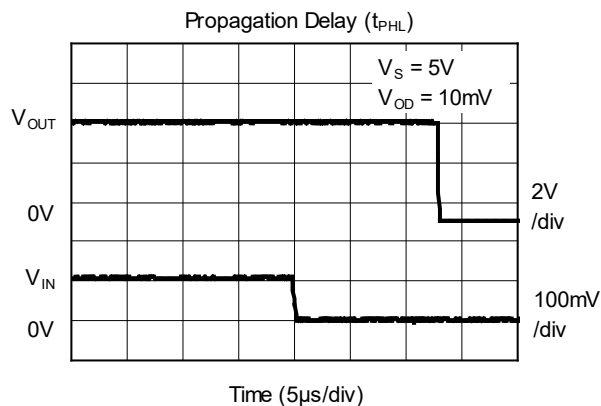
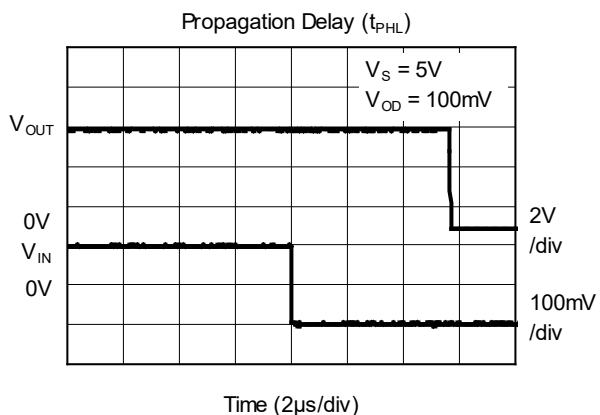
SGM8711 Micro-Power, RRIO, 1.8V, Small Package, Push-Pull Output Comparator with Integrated Voltage Reference

TYPICAL PERFORMANCE CHARACTERISTICS (continued)



SGM8711 Micro-Power, RRIO, 1.8V, Small Package, Push-Pull Output Comparator with Integrated Voltage Reference

TYPICAL PERFORMANCE CHARACTERISTICS (continued)



REVISION HISTORY

NOTE: Page numbers for previous revisions may differ from page numbers in the current version.

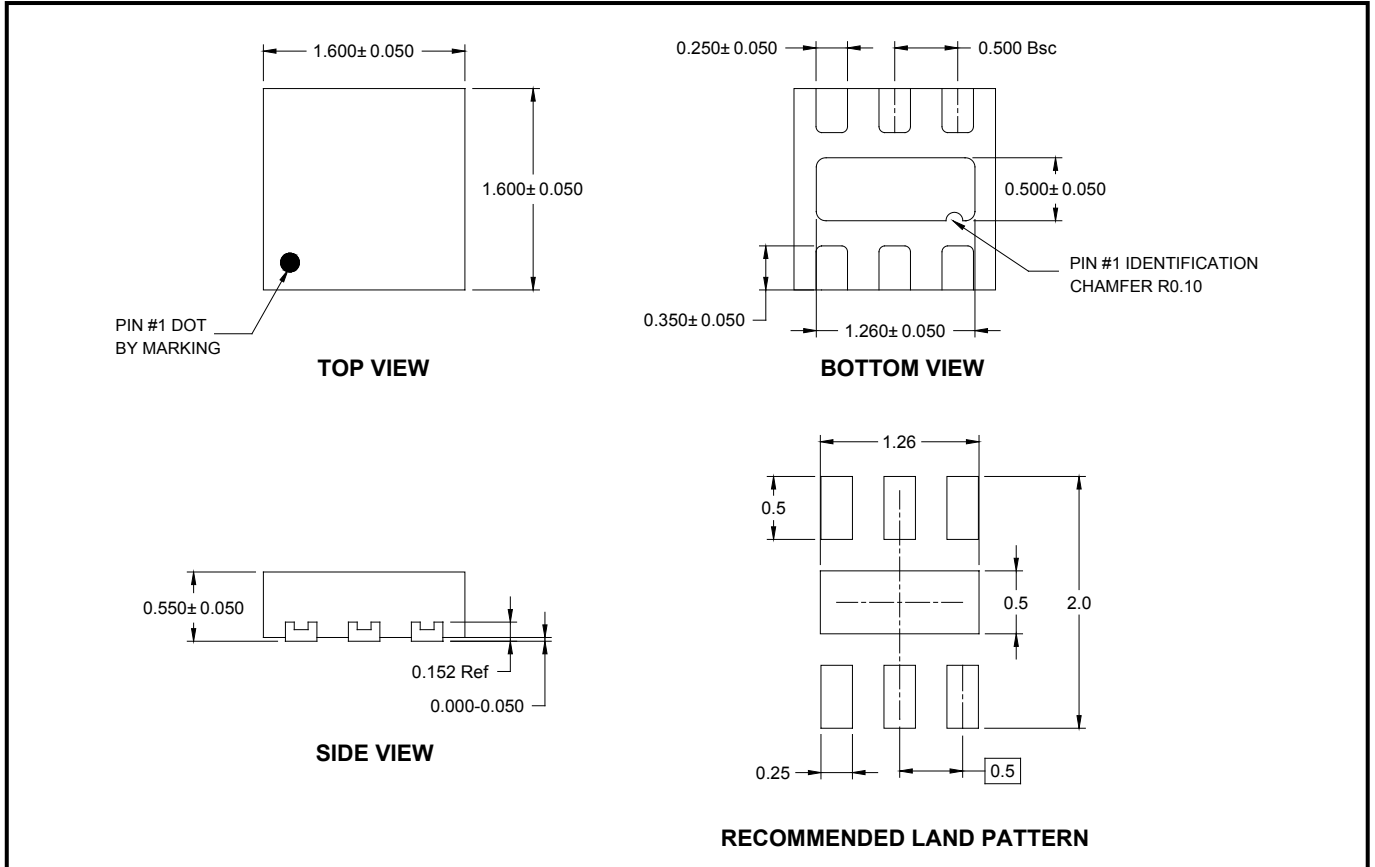
Changes from Original (AUGUST 2014) to REV.A

Page

Changed from product preview to production data.....All

PACKAGE OUTLINE DIMENSIONS

UTDFN-1.6×1.6-6L



NOTE: All linear dimensions are in millimeters.

PACKAGE INFORMATION

TAPE AND REEL INFORMATION

REEL DIMENSIONS



TAPE DIMENSIONS



NOTE: The picture is only for reference. Please make the object as the standard.

KEY PARAMETER LIST OF TAPE AND REEL

Package Type	Reel Diameter	Reel Width W1 (mm)	A0 (mm)	B0 (mm)	K0 (mm)	P0 (mm)	P1 (mm)	P2 (mm)	W (mm)	Pin1 Quadrant
UTDFN-1.6×1.6-6L	7"	9.0	1.78	1.78	0.69	4.0	4.0	2.0	8.0	Q1

000001

PACKAGE INFORMATION

CARTON BOX DIMENSIONS



NOTE: The picture is only for reference. Please make the object as the standard.

KEY PARAMETER LIST OF CARTON BOX

Reel Type	Length (mm)	Width (mm)	Height (mm)	Pizza/Carton
7" (Option)	368	227	224	8
7"	442	410	224	18

DD0002