



EBRT3X45M



Excellent Schottky Barrier Rectifiers



DO-15

Primary Characteristics		
I_F	3	A
V_{RRM}	45	V
I_{FSM}	50	A
V_F	0.4	V
T_J max	150	°C

Features
<ul style="list-style-type: none"> • Guardring for overvoltage protection • Very small conduction losses • Low forward voltage drop • Component in accordance to RoHS 2002/95/EC

Mechanical Data
<ul style="list-style-type: none"> • Cases: DO-15 • Case Material: Molded Plastic. UL Flammability Classification Rating 94V-0 • Terminals: Lead free Plating (Tin Finish) Solderable per MIL-STD-202, Method 208 • Polarity: Cathode Band • Weight: 0.366 grams (approximate)

Ordering Information			
Part No.	Remark	Package	Packing
EBRT3X45M	General	DO-15	3000 / Ammo Box
EBRT3X45M-H	Halogen Free		

Maximum Ratings (TA=25°C unless otherwise noted)			
PARAMETER	SYMBOL	EBRT3X45M	UNIT
Maximum repetitive peak reverse voltage	V_{RRM}	45	V
Maximum RMS voltage	V_{RMS}	31.5	V
Maximum DC blocking voltage	V_{DC}	45	V
Maximum average forward rectified current	I_F	3	A
Peak forward surge current, 8.3ms single half sine-wave superimposed on rated load	I_{FSM}	50	A
Maximum Instantaneous Forward Voltage IF=1A @ 25°C IF=3A @ 25°C	V_F	0.31 Typ. 0.40 Max.	V
Maximum DC Reverse Current @ TA=25°C at Rated DC Blocking Voltage @ TA=100°C	I_R	0.5 20	mA
Typical Junction Capacitance(NOTE1)	C_j	350	pF
Typical Thermal Resistance	$R_{\theta JC}$	30	°C/W
Operating Temperature Range	T_J	-55 to +150	°C
Storage Temperature Range	T_{STG}	-55 to +150	°C
Marking Code		3X45M · T3X45M	

NOTES:

1. Measured at 1.0MHZ and applied reverse voltage of 4.0V DC



Excellent Schottky Barrier Rectifiers

Rating and Characteristics Curves

FIG. 1-Typical Forward Current Derating Curve

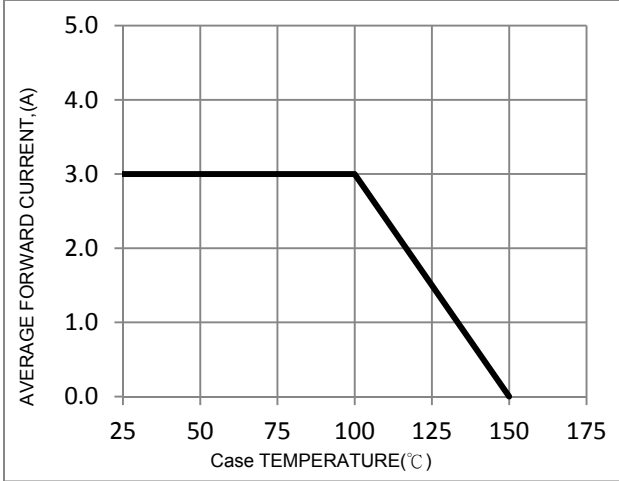


FIG. 2-Typical Forward Characteristics

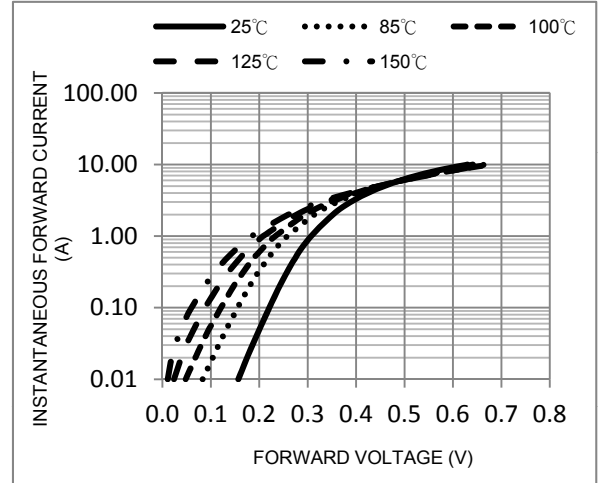


FIG. 3-Maximum Non-Repetitive Forward Surge Current

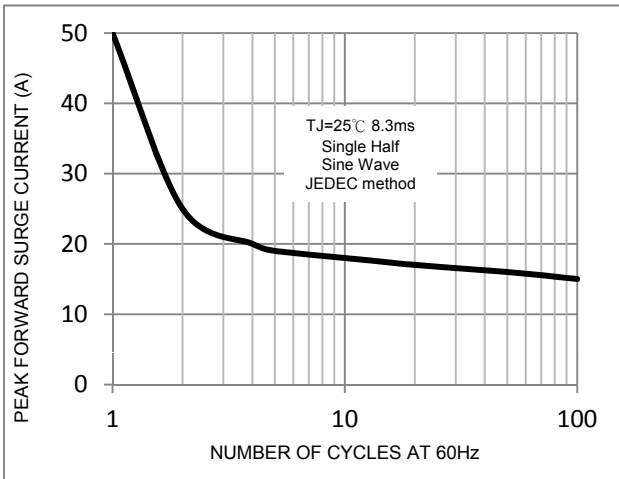


FIG. 4-Typical Reverse Characteristics

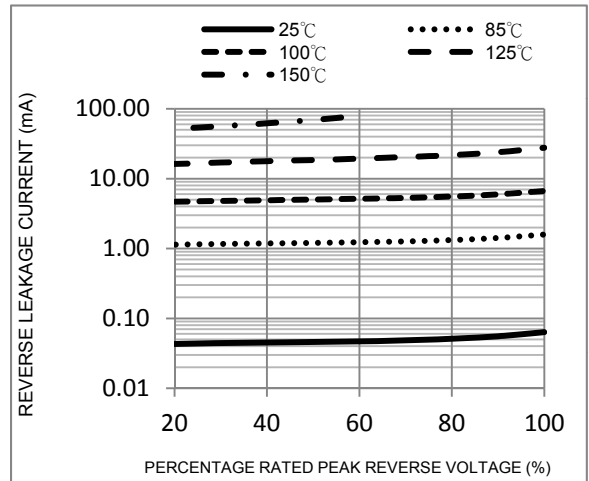
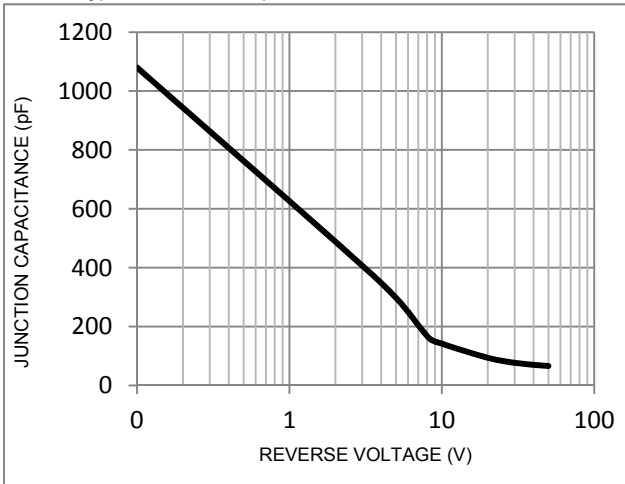


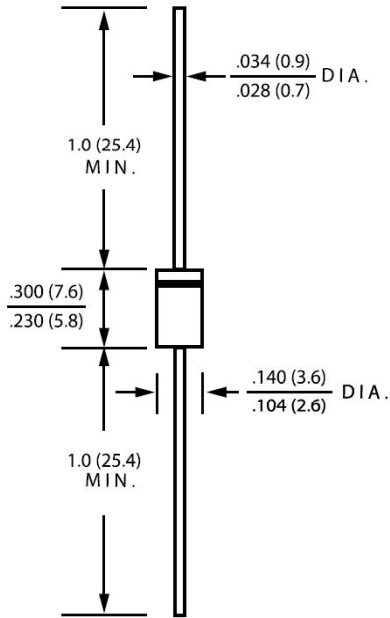
FIG. 5-Typical Junction Capacitance





Excellent Schottky Barrier Rectifiers

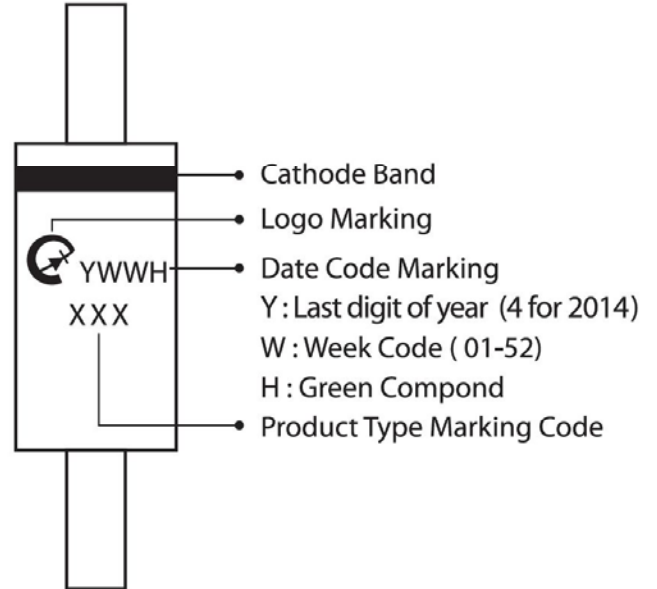
Package Outline Dimensions



DO-15

Dimensions in inches and (millimeters)

Marking Information



Ammo Box Packing

Package	Inner	BOX	Inner Box	Carton	Carton Size	Gross Weight
	Pack	(EA)	(mm)	(EA)	(mm)	(Kg)-Approx.
DO-15(DO-204AC)-52mm	Reel	3,000	245x75x90	30,000	440x280x335	14.0