



EBRT2X45S



Excellent Schottky Barrier Rectifiers



DO-41

Primary Characteristics		
I_F	2	A
V_{RRM}	45	V
I_{FSM}	30	A
V_F	0.42	V
$T_J \text{ max}$	150	°C

Features
<ul style="list-style-type: none"> • Guardring for overvoltage protection • Very small conduction losses • Low forward voltage drop • Component in accordance to RoHS 2002/95/EC

Mechanical Data
<ul style="list-style-type: none"> • Cases: DO-41 • Case Material: Molded Plastic. UL Flammability Classification Rating 94V-0 • Terminals: Lead free Plating (Tin Finish) Solderable per MIL-STD-202, Method 208 • Polarity: Cathode Band • Weight: 0.318 grams (approximate)

Ordering Information			
Part No.	Remark	Package	Packing
EBRT2X45S	General	DO-41	5000 / Ammo Box
EBRT2X45S-H	Halogen Free		

Maximum Ratings (TA=25°C unless otherwise noted)			
PARAMETER	SYMBOL	EBRT2X45S	UNIT
Maximum repetitive peak reverse voltage	V_{RRM}	45	V
Maximum RMS voltage	V_{RMS}	31.5	V
Maximum DC blocking voltage	V_{DC}	45	V
Maximum average forward rectified current	I_F	2	A
Peak forward surge current, 8.3ms single half sine-wave superimposed on rated load	I_{FSM}	30	A
Maximum Instantaneous Forward Voltage $I_F=2A @ 25^\circ C$	V_F	0.42 Max.	V
Maximum DC Reverse Current @ TA=25°C at Rated DC Blocking Voltage @ TA=100°C	I_R	0.5 20	mA
Typical Junction Capacitance(NOTE1)	C_j	365	pF
Typical Thermal Resistance	$R_{\theta JC}$	30	°C/W
Operating Temperature Range	T_J	-55 to +150	°C
Storage Temperature Range	T_{STG}	-55 to +150	°C
Marking Code		2X45S · T2X45S	

NOTES:

1. Measured at 1.0MHZ and applied reverse voltage of 4.0V DC



Excellent Schottky Barrier Rectifiers

Rating and Characteristics Curves

FIG. 1-Typical Forward Current Derating Curve

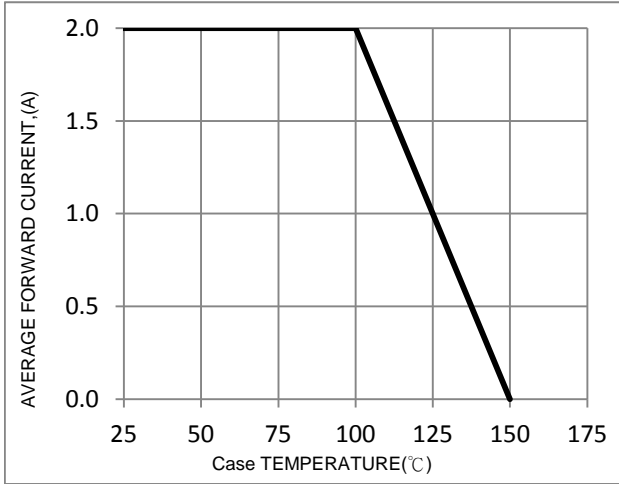


FIG. 2-Typical Forward Characteristics

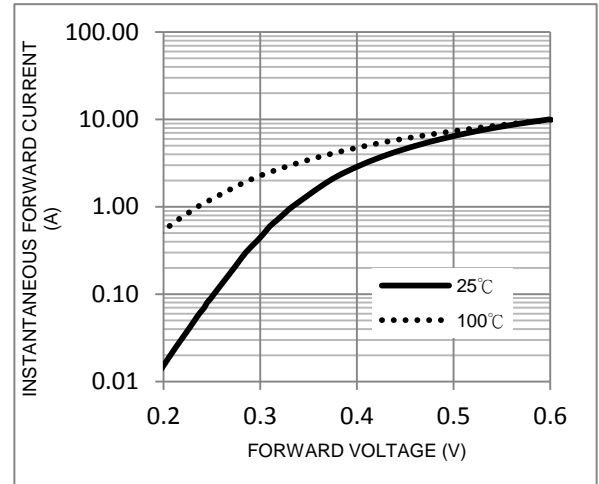


FIG. 3-Maximum Non-Repetitive Forward Surge Current

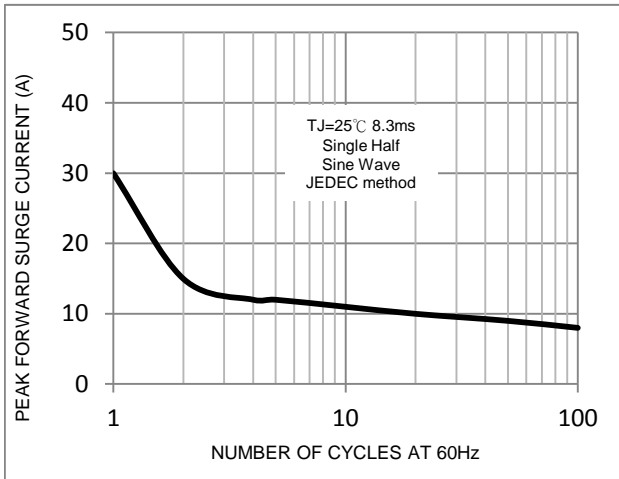


FIG. 4-Typical Reverse Characteristics

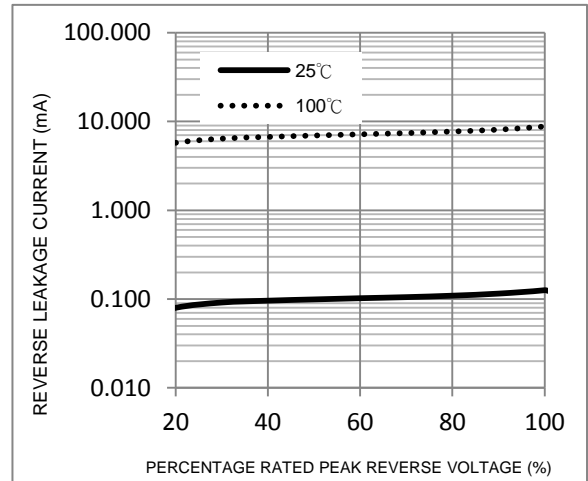
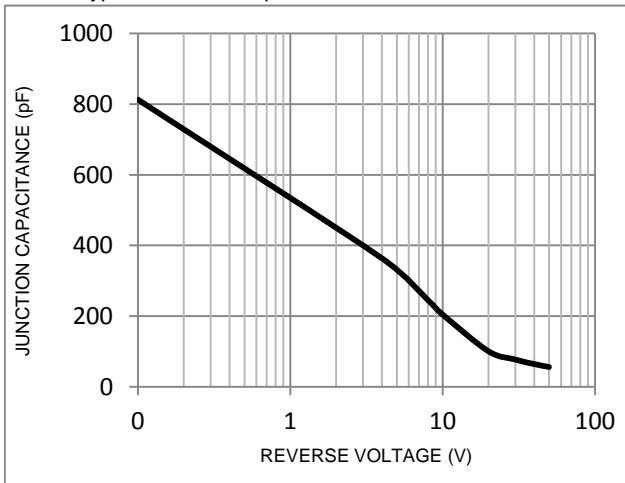


FIG. 5-Typical Junction Capacitance



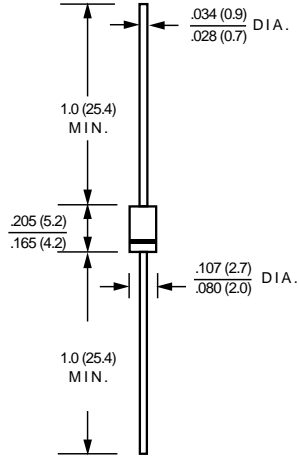


EBRT2X45S



Excellent Schottky Barrier Rectifiers

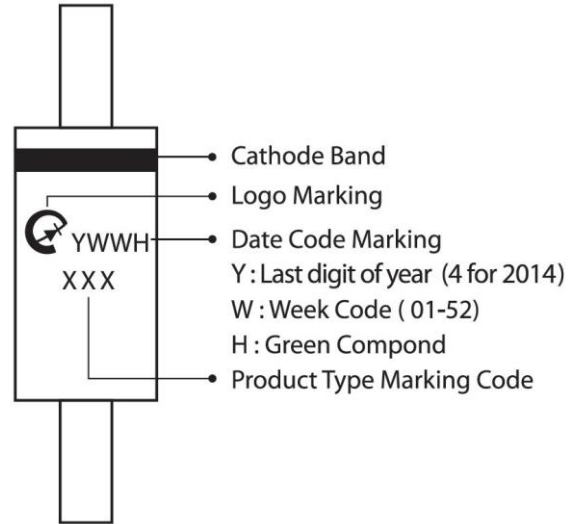
Package Outline Dimensions



DO-41

Dimensions in inches and (millimeters)

Marking Information



Ammo Box Packing

Package	Inner	BOX	Inner Box	Carton	Carton Size	Gross Weight
	Pack	(EA)	(mm)	(EA)	(mm)	(Kg)-Approx.
DO-41(DO-204AL)-52mm	Reel	5,000	245x75x90	50,000	440x280x335	18.2